



WORLD
ATHLETICS™

2019

ANNUAL

COUNCIL

REPORT

www.worldathletics.org



QNB

JOHNSON-THOMPSON

DOHA2019



4

CONTENTS

Introduction	5
1. President’s Report	7
2. Executive Board Report.....	13
3. Council Report	17
3.1 Governance & Membership	18
3.2 Competition & Events	28
3.3 Development	34
3.4 Communications.....	42
3.5 Marketing & Commercial.....	44
4. Commissions & Working Group Reports	47
4.1 Athletes’ Commission	50
4.2 Competition Commission	52
4.3 Development Commission	53
4.4 Governance Commission	54
4.5 Gender Leadership Taskforce	55
4.6 Nationality Review Panel	56
4.7 Working Groups	56
5. Audit Reports	59
5.1 Financial audit	60
5.2 Non-financial audits	61
Appendices.....	65
Appendix A – 2019 Audited Financial Statements	66
Appendix B – World Athletics 2019 Remuneration policy	117
Appendix C – Athletics Olympic Dividend grant case studies	118



Introduction

This is the Annual Council Report for 2019 required under Article 79 of the World Athletics Constitution, for the period 1 January 2019 to 31 December 2019. It includes the audited annual financial statements for 2019 and outlines the key decisions and activities during that period, as well as some additional information mapping out the way forward.

The 2019 Annual Council Report is divided into the following sections:

1. President's Report
2. Executive Board Report
3. Council Report
4. Commissions & Working Group Reports
5. Audit Reports
 - i. Financial
 - ii. Non-financial (Governance & Ethical Compliance and Integrity & Anti-Doping)

The previous Council Report was presented to the 2019 Congress on 25 September 2019, which due to the transition from the previous reporting cycle (with the move from the 2017 to 2019 Constitution), covered the 2018 reporting period as well as information post 31 December 2018 through to September 2019 when the report was presented at Congress to Members. Some key activities and decisions are therefore repeated in this Report for completeness.

In addition, due to the transition and the governance structure reforms that came into effect on 1 October 2019, namely the new structure and remit of the Executive Board and re-structure to four Commissions (Athletes', Competition, Development and Governance), these sections of this Report only cover the activity from the effective date onwards and outline the remit of these bodies in 2020 for information.



QNB

FRASER-PRYCE

DOHA2019



PRESIDENT'S REPORT

1. President's Report



It seems somewhat surreal to be sitting in the world we find ourselves in today and writing a report on last year. A year when we hadn't yet heard of Covid-19 or witnessed the devastating impact it would have on all our lives, and of course our sport.

Back in March, when the impact of this pandemic was beginning to bite, I wrote a letter to everyone in our sport about how we were tackling the situation. In the letter I said, 'the spirit of human optimism and endeavour stands the test of time. When we get through this, and we will, we will be braver and more innovative. We will be more collaborative and resilient. We will be stronger and more tolerant. We will be more global, not less.'

I still believe this. And one of the reasons I still believe this is because the journey we have taken together over the last four years has established rock solid foundations for future growth.

At last year's Congress I talked about how the last four years were a **TIME FOR CHANGE**. And while we all acknowledge we haven't got there yet, we have made

significant progress with the reforms we implemented in our 2017 Constitution and, last year, in our 2019 Constitution. Change is never easy, but we have laid strong foundations upon which we can grow our sport. Foundations that enable us to have the right discussions, with the right people at the right time. Foundations that will help us navigate the changing world around us and foundations that will enable us to take brave leadership decisions when we need to.

The next four years are a **TIME TO BUILD**.

First, we need to **Build** on the solid foundations of the reforms we introduced so we can continue to evolve and grow our sport. We established our new Executive Board made up of our four Vice-Presidents and three independent members and approved the two committees (Audit, Risk & Finance Committee and a Remuneration Committee) reporting to it. Having clear roles and responsibilities for both the Executive Board and the Council will ensure we have the right discussions and checks and balances to make the right decisions for our Headquarters and our sport. Our Council elections at last year's Congress saw an increase in female candidates to almost 40% of the individual candidates standing for election, which enabled us to exceed our gender target on Council and to elect our first female Vice-President. The launch of our new name, World Athletics, and brand at the end of the year is the culmination of the reform journey we have been on. It represents the modern, more creative and positive face of our sport, making our sport more accessible to a wider audience.

We need to **Build** more partnerships – public and private – to put our sport at the heart of the health and wellbeing agenda in every country. I spent time with corporations and brands, Presidents and Prime Ministers across the world in 2019 and they see our sport as a way to address a range of issues they are all concerned about – increased levels of inactivity, health, education, sustainability and social cohesion. And they

see us as a strong sport with integrity, the courage of our convictions and as an exemplar for all sport. These partnerships also help us support our athletes through better funding and higher profiles. I am particularly proud of the 10-year partnership we signed with the Wanda Group in 2019. It is the largest commercial partnership in the history of World Athletics giving us the opportunity to strengthen the Diamond League, our global showcase series, and release World Athletics' funds to focus on other one-day meetings. Our new out of competition drug testing model and funding framework for label road races was another strong partnership initiative which has seen associated financial burden being shared by all stakeholders with race organisers, athlete representatives, shoe manufacturers and, nominally, the athletes each contributing to the funding pot.

We must **Build** a better product that remains relevant in the minds and actions of young people led by strong event circuits in each Area that create clear pathways for our athletes into our World events. Area circuits that our fans can follow through to a coordinated global calendar with world rankings that everyone can identify with. Working together we can strengthen and build our Area championships and our one-day meetings into 'must attend' events for the very best athletes in each Area. A primary focus in 2019 has been to simplify the global calendar and support the delivery of high quality one-day meetings across the globe with the launch of our Continental Tour. The Continental Tour Gold which, while severely impacted by the pandemic this year, is a strong circuit of 10 one-day meetings that we will continue to invest in. The core principles set out and agreed by the Diamond League Board were also a stepping-stone in 2019 to create the best one-day meetings in a world class annual international circuit with a single final at the end of the season.

We have to **Build** better support structures for our Member Federations by sharing what we know across our sport and more importantly using resources from the centre, from across our Areas, and from each other, to assist and enhance Member Federations' ambitions and Area events. To be a strong sport we need to have

Member Federations strong across the world so we must all look at how we can lend support and share expertise as we are not all equal. This is not just about money, it is also about skills and building capacity. And work has begun in 2020 to review the grants, programmes and resources available to Areas so they can support and deliver what their Member Federations most require. In 2020, fuelled by the pandemic, Member Federation Info Sessions have taken place across a range of topics to facilitate learning and sharing.

Building more skills and resources in every area around the critical coaching and technical elements of the sport by holding more courses, encouraging more people to learn the skills of our trade, recruiting more people to become part of the athletics family and celebrating the roles they do. This has to be a priority across the sport. The work the Areas did in 2019 around gender leadership paid dividends in the election process. I have been encouraged by the ingenuity and drive of our Areas and Member Federations during the pandemic in terms of the virtual courses and training initiatives they have conducted and the numbers of people they have been recruiting and training in our sport. We need to retain and build on this engagement.

Build a greater profile of our sport through higher-profile athletes who actively promote their sport through their personalities as well as their performance. Our retired athletes can help here and I am always delighted when athletes, once retired from competition, find ways to stay involved in our sport. The performances of our athletes at the World Athletics Championships in Doha were collectively the best we have ever seen. Five world records and six championship records were set, 43 countries won medals, 21 area records were set, and 87 national records were broken. The quality and depth of performances produced by athletes from more than 200 nations was simply extraordinary. The creativity and engagement our athletes have shown during Covid-19, without the treadmill of training, travelling and competing, has seen an even deeper connection between them and their fans. Continuing this level of engagement is critical to growing our fan base.

If we continue to do this... we will BUILD OUR SPORT and our reputation as the No. 1 sports federation from the ground up with:

- More athletes choosing the sport as pathways are clearer and financial rewards are better
- More resources and skills across our Member Federations, technical officials and coaches in our sport so we have best in class knowledge to develop the sport the way we all want to see it develop
- More people participating in and following the sport from the playground to the podium
- More partnerships that generate more revenue, more activation opportunities and more media opportunities which in turn will drive more fans.

Earlier this year we developed World Athletics' Strategic Plan for the next four years which we shared more recently with all of you. It is based on many of the same building blocks we talked about at last year's Area Congresses and our Congress in Doha.

We revisited our vision, our mission and set out clear goals to drive growth in our sport, which we have laid out on the following page. I am delighted with the feedback we have had on this plan and look forward to working with you all on the World Plan which will be put to Congress next year. Thank you all for your continued efforts and support in these particularly trying times and as I have said before, although we may be separated physically during this period, my instinct is that ultimately this pandemic will draw us closer together, not further apart.



Sebastian Coe
President





STRATEGY FOR GROWTH 2020-2023

Our Vision

TO USE THE POWER AND ACCESSIBILITY OF ATHLETICS AND OUR ATHLETES TO CREATE A HEALTHIER AND FITTER WORLD

Our Mission

GROW

Grow the sport of athletics and make it relevant in people's lives and in the lives of their communities.

INSPIRE

Create globally appealing and accessible competitions, events, and activities so our talented athletes can entertain and inspire the world.

LEAD

Be the best example of a well-governed sports federation taking brave leadership decisions and valuing partnerships that deliver athletics around the world.

Our Approach

By doing the good things we do already even better via a programme of continuous improvement, and by delivering new innovative initiatives and programmes.

Our Goals

PARTICIPATION

We will deliver more events at every level of the sport. From more world class athletics competitions in all continents at national, regional and international level, through to ensuring there are opportunities for children to try our sport wherever they live and campaigns for more people to get active through running.

PEOPLE

We will celebrate, support and develop the people (coaches, officials, volunteers and professionals) who deliver our sport throughout the world, at every level, providing clear access and pathways and we will double the number of new recruits who help deliver our sport - as coaches and officials or in Member Federation, event or club roles.

FANS

We want our fans to attend and watch our athletes compete, as well as get to know and engage with them through new platforms and initiatives. By 2023 our aim is to grow our broadcast reach, double our digital following and create a database of 1 million known fans who actively choose to connect and engage with us and our sport.

PARTNERSHIPS

As the world's most accessible sport we rely on strong partnerships to deliver events and programmes at all levels. We value these partnerships and aim to double our current number of meaningful commercial and non-commercial partnerships to generate new financial and activation opportunities for our sport, our athletes, our MF's and our communities around the world.

Our Stakeholders

Member Federations, Athletes, Partners, Media, Fans, and Our People.

Our Values

Respect, Integrity, Leadership, Commitment, Innovation, Excellence.





EXECUTIVE BOARD REPORT

2. Executive Board Report

This report covers the period from 1 October 2019, following the establishment of the new structure and remit of the Executive Board (EB) in accordance with the 2019 Constitution. The period from 1 January 2019 to 25 September 2019 was presented at the 2019 Congress through the Council Report.

Under the new governance structure, the EB is responsible for governing the business of World Athletics, focusing primarily on financial and commercial aspects. The roles of the EB and the duties and powers of EB Members are set out in Articles 56 and 58 of the Constitution.

On 1 October 2019, the Elected EB Members, who are the President and the four Vice-Presidents elected at the 2019 Congress, as well as the Chief Executive Officer (as ex-officio non-voting EB member) began their term of office.

The application process to recruit and select candidates for the three appointed EB Members commenced on 2 August 2019 led by the EB Appointments Panel (EBAP) comprising Gordon Orlikow as Convenor, President Sebastian Coe and Council Member Nawal El Moutawakel. An application pack was circulated to all Member Federations and a call for applicants also published on the World Athletics website, with a closing date for applications of 13 September 2019. Following a robust interview and selection process, the EBAP identified the three recommended Appointed EB Members to complement the skillsets, expertise and representation of the Elected EB Members.

During their meeting on 20 November 2019, the five Elected EB Members approved the appointments of the three Appointed EB Members. The full composition of the Executive Board is as follows:

- Sebastian COE (GBR), President
- Sergey BUBKA (UKR), Senior Vice-President
- Geoff GARDNER (NFI), Vice-President
- Ximena RESTREPO (CHI), Vice-President
- Nawaf AL SAUD (KSA), Vice-President
- Abby HOFFMAN (CAN), Appointed Member
- Hasan ARAT (TUR), Appointed Member
- Sunil SABHARWAL (USA), Appointed Member
- Jon RIDGEON (GBR), Chief Executive Officer (ex officio, non-voting member)

The term of office of the new Executive Board is four years, ending at the start of the first Council meeting held after the 2023 Election Congress meeting (Elected EB Members) and until the conclusion of the first Council meeting following the 2023 Election Congress meeting (Appointed EB Members).

Other key decisions taken by the EB during the 20 November 2019 meeting are summarised on the next page.

Focus	Decision
Executive Board Committees	The EB agreed with the recommendation of the former Audit & Finance Commission to establish two committees (Audit, Risk & Finance Committee and a Remuneration Committee) in the first instance and to review in the future to potentially add others (such as split out Audit and Risk) if deemed necessary.
2020 Budget	The EB approved the 2020 budget, annual action plan to achieve a balanced budget, and three-year projections

The full EB met for the first time on 25 January 2020, at which time there was also an induction for all EB Members. The priorities for the EB in 2020 have been the development of the World Athletics Strategic Plan 2020-2023 in conjunction with the headquarters, which was approved by Council in June 2020; the establishment and appointment of members to the

EB Committees; confirmation of new commercial partnerships including Pinsent Masons; and oversight of the financials including the grant criteria and distribution process.

Details regarding the Executive Board are available on the website [here](#).





IAAF World Athle

DOHA

باب القوي - الدوحة

atics Championships

2019

بطولة العالم للألعاب

COUNCIL REPORT

3.1 Governance & Membership

Council

In 2019, the Council continued to work towards the vision of being a top-four global sport by 2020. During their four-year term (2015-2019), the Council was initially focused on the governance and integrity reform process, but throughout 2019 there was a greater focus on utilising the platform the reforms have provided to innovate, evolve and grow the sport, specifically in relation to competitions and developing a coherent global calendar, as well as strengthening existing and establishing new partnerships.

The below listed Council Members were in office until the 2019 Election Congress and World Athletics Championships in Doha.

Sebastian COE	(GBR)	President
Sergey BUBKA	(UKR)	Senior Vice-President
Dahlan AL-HAMAD	(QAT)	Vice-President
Hamad KALKABA MALBOUM	(CMR)	Vice-President
Alberto JUANTORENA DANGER	(CUB)	Vice-President
José María ODRIOZOLA	(ESP)	Treasurer
Roberto GESTA DE MELO	(BRA)	Member, South America Area Group Representative
Nawal EL MOUTAWAKEL	(MAR)	Individual Member
Abby HOFFMAN	(CAN)	Individual Member
Anna RICCARDI	(ITA)	Individual Member
Pauline DAVIS-THOMPSON	(BAH)	Individual Member
Geoff GARDNER	(NFI)	Member, Oceania Area Group Representative
Sylvia BARLAG	(NED)	Individual Member
Ahmad AL KAMALI	(UAE)	Individual Member
Bernard AMSALEM	(FRA)	Individual Member
Zhaocai DU	(CHN)	Individual Member
Victor LOPEZ	(PUR)	Member, NACAC Area Group Representative
Hiroshi YOKOKAWA	(JPN)	Individual Member
Stephanie HIGHTOWER	(USA)	Individual Member
Antti PIHLAKOSKI	(FIN)	Individual Member
Adille SUMARIWALLA	(IND)	Individual Member
Nawaf AL SAUD	(KSA)	Individual Member
Svein Arne HANSEN	(NOR)	Member, Europe Area Group Representative
Vivian GUNGARAM	(MRI)	Member, Africa Area Group Representative

In addition to the above, Iñaki Gómez (CAN), as the Chair of the Athletes' Commission, joined Council in March 2018 as a non-voting contributor through until 1 October 2019.

The following did not participate in Council meetings in 2019: Mikhail Butov (RUS) given the suspension of the Russian Athletics Federation; Frank Fredericks (NAM) given his provisional suspension pending the outcome of the Athletics Integrity Unit's investigation and that of the French criminal and IOC investigations; and Karim Ibrahim (MAS) (as Asia Area Group Representative) given his being found to be not eligible to hold office as a Council Member by the Vetting Panel in August 2018 and dismissal of his appeal by the Court of Arbitration for Sport in February 2019.

Following the Election Congress on 25-26 September 2019, the following Council Members will be in office for a four-year term through until the 2023 Election Congress.

Sebastian COE	(GBR)	President
Sergey BUBKA	(UKR)	Senior Vice-President
Geoff GARDNER	(NFI)	Vice-President
Nawaf AL SAUD	(KSA)	Vice-President
Ximena RESTREPO	(COL)	Vice-President
Alberto JUANTORENA DANGER	(CUB)	Individual Member
Nawal EL MOUTAWAKEL	(MAR)	Individual Member
Abby HOFFMAN	(CAN)	Individual Member
Dahlan AL HAMAD	(QAT)	Member, Asia Area Group Representative
Hamad KALKABA MALBOUM	(CMR)	Member, Africa Area Group Representative
Anna RICCARDI	(ITA)	Individual Member
Sylvia BARLAG	(NED)	Individual Member
Hiroshi YOKOKAWA	(JPN)	Individual Member
Antti PIHLAKOSKI	(FIN)	Individual Member
Adille SUMARIWALLA	(IND)	Individual Member
Svein Arne HANSEN	(NOR)	Member, Europe Area Group Representative
Nan WANG	(CHN)	Individual Member
Willie BANKS	(USA)	Individual Member
Raul CHAPADO	(ESP)	Individual Member
Dobromir KARAMARINOV	(BUL)	Individual Member
Beatrice AYIKORU	(UGA)	Individual Member
Mike SANDS	(BAH)	Member, NACAC Area Group Representative
Helio GESTA DE MELO	(BRA)	Member, South America Area Group Representative
Robin Sapong EUGENIO	(NMI)	Member, Oceania Area Group Representative
Renaud LAVILLENIE	(FRA)	Member, Athletes' Commission Chair
Valerie ADAMS	(NZL)	Member, Athletes' Commission Representative

During its meeting on 20 November 2019, the Athletes' Commission elected Renaud Lavillenie as Chair and Dame Valerie Adams as Deputy Chair of the Commission. The Council confirmed their appointment as the two Athletes' Commission representatives with full voting rights on the Council.

Robin Sapong Eugenio was elected President of the Oceania Athletics Association (OAA) on 16 December 2019. An OAA Special Congress and election took place following the vacancy created through Geoff Gardner's resignation as Area President on 1 October 2019 given his election as World Athletics Vice-President.

The composition of Council for the 2019-2023 mandate comprises 31% female representation (above the minimum gender requirement of 7 of 26 members) an increase from 22% female representation in 2015-2019.



COUNCIL MEETINGS

The Council met on five occasions in 2019:

- 216th Council Meeting, 10/11 March 2019 Doha, Qatar
- 217th Council Meeting, 8/9 June 2019, Monaco
- 218th Council Meeting, 23 September 2019 Doha, Qatar
- 219th Council Meeting, 1 October 2019 Doha, Qatar
- 220th Council Meeting, 22/23 November 2019, Monaco

The Council meeting held on 23 September 2019 was the final meeting of the four-year mandate for the Council elected in 2015.

The Council meeting held on 1 October 2019 was the first meeting of the Council newly elected by Congress on 25 September 2019. During the 1 October meeting, the Council elected Sergey Bubka as the Senior Vice-President and appointed Abby Hoffman as the Council Member (non-voting member) of the Athletics Integrity Unit (AIU) Board, and Antti Pihlakoski as the Council Member on the AIU Board Appointments Panel.

In addition to the formal Council meetings, an Information Session has been held ahead of each meeting to provide an opportunity for a more in-depth briefing and discussion on relevant topics that have included the Diamond League format, coordination of the global calendar and the Label Road Races. An Induction session for the new Council was held ahead of the 220th Council Meeting. As well as meeting in person, the Council has also made decisions via email on an as-needs basis to facilitate progress and meet deadlines as appropriate.

The key decisions of Council and their subsequent implementation by the headquarters are summarised in the relevant sections of this Annual Report.

52nd Congress

The 52nd Congress and Convention was held on 25-26 September 2019 in Doha.

The Congress Agenda, as approved by Council, and all relevant reports and documentation were circulated to Member Federations on 25 July 2019 and presented during the Congress meeting. A summary of the key decisions taken by Congress is provided below:

- Elections of the President, Vice-Presidents and Individual Council Members
- Amendments to the World Athletics Constitution
- Suspension of the Russian Athletics Federation
- Award of the honorary life titles and the orders of merit, plaques of merit and veteran pins
- Appointments to the independent bodies (AIU Board, Vetting Panel and Disciplinary Tribunal) and of the auditors (financial and non-financial audits).

The below-listed titles and awards were granted by Congress on the recommendation of Council.

Honorary Life Personal Member to the following former Council Members:

- Roberto Gesta De Melo (BRA) (first elected in 1991)
- José Maria Odriozola (ESP) (first elected in 1999)
- Pauline Davis Thompson (BAH) (first elected in 2007)

Orders of Merit in recognition of services to World Athletics and the sport of athletics as follows:

- Golden Order of Merit (HH The Amir, Sheikh Tamim bin Hamad Al Thani of Qatar)
- Silver Order of Merit (Victor Lopez (PUR), Roberto Gesta de Melo (BRA) and José Maria Odriozola (ESP))

Plaques of Merit and Veteran Pins were awarded to the recipients listed overleaf by Congress following recommendations from the Council (based on nominations from the Area Associations).

PLAQUE OF MERIT

- Mr Abdeslam AHIZOUNE (MAR) Africa
- General Dahlan AL HAMAD (QAT) Asia
- Mr José Luis DE CARLOS (ESP) Europe
- Mr Adrian LORDE (BAR) NACAC
- Mr Filimoni VULI WAQA (FIJ) Oceania
- Mr Juan Alberto SCARPIN (ARG) South America

VETERAN PIN

- Mr Ammar BOURAS (ALG) Africa
- Mr Jillo DUBE (ETH) Africa
- Mrs Maria WHOPHILL (NGR) Africa
- Mr Duan SHIJE (CHN) Asia
- Mr Yukio SEKI (JPN) Asia
- Ms P.T. USHA (IND) Asia
- Mr Nick DAVIS (IRL) Europe
- Mr Toralf NILSSON (SWE) Europe
- Mrs Gabriela SZABO (ROU) Europe
- Mr Ronald CARTWRIGHT (BAH) NACAC
- Mrs Xiomara LARIOS (NCA) NACAC
- Mrs Lorna ROGERS (AIA) NACAC
- Mr Robin Sapong EUGENIO (NMI) Oceania
- Mrs Josephine PINTO (GUM) Oceania
- Mr Daniel VINCENTE (PYF) Oceania
- Mr Juan Luis CARTER BELTRÁN (CHI) South America
- Mr Manuel Estuardo BRAVO CALDERON (ECU) South America
- Mr Aubrey HUTSON (GUY) South America





World Athletics Awards

During the World Athletics Awards held on 23 November 2019 in Monaco, the following athletes were recognised for their outstanding achievements in 2019:

- World Athlete of the Year (male) - Eliud Kipchoge
- World Athlete of the Year (female) - Dalilah Muhammad
- Rising Star (male) - Selemon Barega
- Rising Star (female) - Yaroslava Mahuchikh

During this awards ceremony individuals were also celebrated for their contributions to the sport in the following categories:

- Coaching Achievement - Brother Colm O'Connell
- International Fair Play Award - Braima Suncar Dabo
- President's Award - Vikki Orvice
- Woman of the Year - Derartu Tulu
- Athletics Photograph of the Year - Felix Sanchez Arrazola



Membership

MEMBER FEDERATION OBLIGATIONS

Member Federations' compliance with their Member obligations is monitored annually. In 2019, the following Member Federations did not meet their Member obligations:

Member Federation	Basis of Member obligation breach
AFG	2018 Annual Report was not submitted by the 31 March 2019 deadline. The Afghanistan Athletic Association subsequently remedied the above breach following notification by the World Athletics CEO.
GAB	2018 Annual Report was not submitted by the 31 March 2019 deadline. As the "Fédération Gabonaise d'Athlétisme" did not remedy the identified breach and respond to any World Athletics correspondence, Council approved the sanction of suspension of the right to attend, speak and vote at the 2019 Congress. A caution was also issued. World Athletics headquarters, with the assistance of the Confederation of African Athletics, has subsequently seen the re-establishment of communication and activities of the Federation in Gabon.

RUSSIAN ATHLETICS FEDERATION

Following the decision by Congress in August 2017 to approve the suspension of the Russian Athletics Federation (RusAF) until such time as there is full compliance with the verification criteria and reinstatement conditions set by the Russia Taskforce, the Council has received reports at each subsequent Council meeting from Rune Andersen, the independent Chair of the Russia Taskforce, on progress against the criteria and conditions. All reports have been notified to Member Federations and made available on the World Athletics website.

At each Council meeting in 2019, based on the progress reports and recommendations made by the Taskforce, the Council unanimously approved not to reinstate RusAF. Council's proposal to Congress to not reinstate RusAF and continue the suspension of RusAF's membership until Council decides that all of the reinstatement conditions established by Council from time to time have been met was approved by Congress on 25 September 2019 following presentations by both RusAF and the Russia Taskforce.

In November 2019, charges were laid against RusAF by the Athletics Integrity Unit (AIU). The AIU charged RusAF with obstructing an investigation and provisionally suspended several senior RusAF officials for tampering and complicity. As result, Council unanimously approved the recommendation of the Russia Taskforce to immediately suspend the RusAF reinstatement process pending resolution of the charges. It was also agreed for the Taskforce and Doping Review Board to review the Authorised Neutral Athlete (ANA) process and recommend whether the mechanism could and should continue to be used, and if so in what form, considering the charges. The ANA process was suspended pending the outcome of the review. The Taskforce was also mandated to make recommendations to Council as to the sanctions that Council should impose on RusAF if it is determined that RusAF has breached its obligations under the Anti-Doping Rules, and whether Congress should be asked to consider the expulsion of RusAF from membership of World Athletics.

In March 2020, RusAF was found to have breached the World Athletics Anti-Doping Rules and as a result Council imposed a package of sanctions on RusAF, including a USD 10 million fine, of which USD 5 million

was payable by 1 July 2020. Following non-payment of the fine, on 30 July 2020, Council unanimously agreed with the Taskforce's recommendation to recommend to Congress to expel RusAF from membership of World Athletics if it did not meet specific conditions including making the outstanding payments (the USD 5 million fine and USD 1.31 million costs) before 15 August 2020. The payments were received before the deadline, therefore the first of the conditions set by the Taskforce has been met in full. Detail on the full conditions are set out [here](#).

RULES & REGULATIONS

In line with the governance and integrity reforms approved by Congress in December 2016, on 1 January 2019, the new Constitution came into force.

Aligned to the new Constitution, new Governance Rules took effect on 1 January 2019. These outline the processes and procedures associated with the new World Athletics governance structures, including for the new Council, Executive Board and Commissions.

A new Book of Rules was approved and launched in late 2019, which provides a consolidated library for ease of reference for all World Athletics Rules and Regulations. The Book, which can be found on the website [here](#), is divided into the following sections:

- Contents, Rules of Interpretations, Definitions
- Book A: The Constitution
- Book B: Organisation
- Book C: Competition
- Book D: Integrity & Disciplinary
- Table of Rule References

The 2019 Constitution as amended by the 2019 Congress, and all new, or amended, Rules and Regulations approved by Council in 2019 (as listed below), were communicated to Member Federations via Circular and included within the new Book of Rules.

- Athletics Integrity Unit Rules
- Athletics Integrity Unit Reporting, Investigation and Prosecution Rules (Non-Doping)
- Bidding Rules

- Candidacy Rules
- Disputes and Disciplinary Proceedings Rules
- Eligibility Regulations for Transgender Athletes
- Governance Rules
- Integrity Code of Conduct
- Marketing and Advertising Rules & Regulations
- Race Walking Challenge Regulations
- Rules of Congress
- Technical Rules
- Vetting Rules

A summary of the key amendments is provided below.

- Athletics Integrity Unit Rules
 - Inclusion of a new Article (4.4) following Congress' approval to add two Independent Members to the Athletics Integrity Unit Board.
- Bidding Rules
 - Inclusion in the Rules of the principles, criteria, procedures, and timelines for selecting a target host Area for the World Athletics Championships and the World Indoor Championships.
- Eligibility Regulations for Transgender Athletes
 - New Eligibility Regulations for Transgender Athletes from 1 October 2019. The Regulations replaced the Regulations Governing Eligibility of Athletes who Have Undergone Sex Reassignment to Compete in Women's Competition (2011) and were drafted to align with the Eligibility Regulations for the Female Classification (Athletes with Differences of Sex Development) the updates reflect current medical standards and the legal framework.
- Marketing and Advertising Rules and Regulations
 - Amendments to the Marketing and Advertising Rules and Regulations to allow for and set out the conditions under which Member Federations can display their national sponsor's logo on competition attire.
- Rules of Congress
 - Amendments to the Rules to reflect procedures for the 2019 Election Congress. An explanatory note including the voting and election procedures was circulated to all Members.

- Technical Rules
 - Amendments to the Technical Rules of the Competition Rules were approved by Council in March 2019 (to come in to force with immediate effect) and in June 2019 to come in to force on 1 November 2019. Amendments were circulated to Members and included in Book C2.1 of the Book of Rules.
- Other Rule-related matters
 - The Athletics Integrity Unit Rules; Integrity Code

of Conduct; Athletics Integrity Unit Reporting, Investigation and Prosecution Rules (Non-Doping); Disciplinary Tribunal Rules; as well as the Procedural Rules of the Code of Ethics were amended to enable the cases before the Ethics Board to be transferred to the AIU and give it legal jurisdiction to investigate the cases, decide whether to prosecute them and if so, to issue charges before the Disciplinary Tribunal. The Ethics Board was disestablished from 31 March 2020.

APPOINTMENTS TO WORLD ATHLETICS BODIES

During 2019, Council approved the following appointments to World Athletics' independent bodies.

World Athletics governance or independent body	Membership and appointments	Term of appointment
Nominations Panel	Gordon Orlikow (CAN), Convenor Vijay Makhani (MRI), Member Chantal Brunner (NZL), Member Catherine Thyra Forde (TTO), Member Sebastian Coe (GBR), President	1 April 2019 until the conclusion of the 2023 Congress
Screening Panel	Carlota Castrejana Fernandez (ESP)*, Member Leanne O'Leary (NZL/GBR), Member	1 October 2019 until the conclusion of the 2023 Congress
Executive Board Appointments Panel	Gordon Orlikow (CAN), Convenor and Independent Member Nawal El Moutawakel (MAR), Council Member Sebastian Coe (GBR), President	1 October 2019 until the conclusion of the 2023 Congress
Athletics Integrity Unit Board Appointments Panel	Andrew Simpson (GBR), Independent Member Antti Pihlakoski (FIN), Council Member	1 October 2019 until the first Council Meeting after the 2023 Congress

**Subsequently resigned following appointment to the Governance Commission*

In addition, Congress approved Council's recommended appointments of the chairs and members to the following independent bodies:

- Disciplinary Tribunal
- Vetting Panel
- Athletics Integrity Unit Board (recommendation to Congress by the AIU Board Appointments Panel)

2019 reports from these independent bodies were circulated to Member Federations on 30 July 2020. Further information about these bodies and their members can be found on the website [here](#).

3.2 Competition & Events

World Athletics Series (WAS) competitions

In 2019, the following WAS competitions took place:

Date	WAS competition	Location
30 March 2019	World Athletics Cross Country Championships	Aarhus, Denmark
11-12 May 2019	World Athletics Relays	Yokohama, Japan
27 September – 6 October 2019	World Athletics Championships	Doha, Qatar

Key statistics and highlights from these events are briefly summarised below:

- **World Athletics Cross Country Championships Aarhus 2019**
 - MFs 58 + Athlete Refugee Team (ART)
 - Spectators attendance 10,000
 - Innovative and challenging course setting the way forward for future cross-country events
 - Mass race participation successfully included
- **World Athletics Relays Yokohama 2019**
 - MFs: 42 + ART
 - Spectators attendance 36,150
 - Two new events added: 2x2x400m mixed relay and shuttle hurdles mixed relay
- First remote television production operation by World Athletics Productions
- **World Athletics Championships Doha 2019**
 - MFs: 204 + Authorised Neutral Athletes + ART
 - Spectator attendance: 208,304
 - Best World Athletics Championships ever in terms of results:
 - » 3 world records
 - » 2 world U20 records
 - » 6 championship records
 - » 21 area records
 - » 87 national records
 - Great success of event presentation innovation including projection mapping
 - New TV graphics



FUTURE WAS COMPETITIONS

In 2019, the following WAS competitions were awarded to the Member Federations and host cities by Council:

Date	WAS competition	Location
20 March 2021*	World Athletics Cross Country Championships	Bathurst, Australia
1-2 May 2021	World Athletics Relays	Silesia, Poland
2022	World Athletics Indoor Championships	Belgrade, Serbia
27 March 2022	World Athletics Half Marathon Championships	Yangzhou, China

*This WAS event has subsequently been postponed due to the Covid-19 pandemic

The date approved for the World Athletics Championships in Budapest, Hungary is 19-27 August 2023.

Council also agreed to establish a new process to support local organising committees (LOCs) and strengthen the mechanism for monitoring and evaluating progress and LOCs reporting to Council, through the creation of a World Athletics Championships Assessment Team. This will be implemented for all future championships, starting with Budapest 2023.

QUALIFYING PROCEDURES AND TIMETABLES

The qualifying procedures and/or timetables for the following WAS competitions were approved by Council with detailed information subsequently circulated to Member Federations and made available on the website:

- World Indoor Championships [Nanjing 2020](#)
- World Half Marathon Championships [Gdynia 2020](#)
- World Race Walking Team Championships [Minsk 2020](#)
- World U20 Championships [Nairobi 2020](#)

A set of principles to develop WAS competition timetables was agreed by Council and will be used by the Competition Commission, as the responsible body to construct future event timetables.

In addition, the qualification system and entry standards were approved for the Tokyo 2020 Olympic Games.

The system aims to provide athletes with more

opportunities to achieve the entry standards through an extended qualification window of two months for most events (starting 1 May 2019). It is also designed to achieve 50% of the target numbers for each event through entry standards and the remaining 50% through world rankings. This system has subsequently been revised following the postponement of the Games to 2021 but maintaining the same principles.

COMPETITION PROGRAMME CHANGES

New competition programmes agreed for future WAS competitions include:

- the addition of a 4x400m mixed relay and the replacement of the men's 10,000m with the 3000m (so that there are the same distances in the programme for both genders) for the 2020 World Athletics U20 Championships; and,
- the continuation of the mixed 2x2x400m and shuttle hurdles at the 2021 World Relays (and given these are not world record events the one false start in each will be allowed as in combined events).

Following extensive consultation, led by the Race Walking Committee, the need to change the competition programme for race walking in order to protect and promote the discipline in major international championships and its appeal and attractiveness to new and younger audiences was agreed by Council in March 2019.

Specifically in terms of the importance of:

- maintaining a four-medal discipline and gender equity with two men's and two women's events at all major international competitions;
- continuing the development of the race walking electronic control system (i.e., the electronic chip insole technology) with the goal of testing and validating the technology in competition during 2020; and
- rolling out of two of the following events: 10km, 20km, 30km or 35km from 2022.

The Council subsequently agreed that the distances for the race walk events should be 20km and 35km given the limited progression of the insole technology required to validate the 10km distance. No further investment will be made in the insole technology given the lack of credible commercial interest and a viable business model.

The opportunity to include an out-of-stadium event, such as cross country, at the 2024 Olympic Games in Paris is being explored. The review will consider fit within the current athlete quota, impact on other events and disciplines, and how facilities could be shared with other Olympic sports.

One-day Meetings

A primary focus in 2019 has been to simplify the global calendar and support the delivery of high quality one-day meetings across the globe.

DIAMOND LEAGUE

Council approved the core principles set out and agreed by the Diamond League Board and meeting directors at their General Assembly in February 2019 to bring together the best one-day meetings in a high-quality annual international circuit, starting in 2020. The principles were to:

- include the best 12 meetings (based on set criteria)
- lead to a single final at the end of the season
- comprise 24 core disciplines (12 male and 12 female) with the longest event being 3000m
- involve each meeting being broadcast globally in a faster paced 90-minute televised event
- have a more consistent date spread across the season
- offer a focus on innovation around out of stadium/city centre and in stadium field events, which will enable the fans to get closer to the action.

Due to the Covid-19 pandemic and disruption to the competition programme, the above decisions were ultimately not implemented in 2020.

In 2019, 973 athletes from 90 Member Federations took part in the 14 Diamond League meetings. Full results are available on the website [here](#).

CONTINENTAL TOUR

Council approved the format of the World Athletics Continental Tour, a new series of the world's best one-day meetings outside of the Diamond League. Comprising meetings from around the world, the Continental Tour is divided into three levels – Gold, Silver and Bronze with the status of meetings determined by the quality of competition and prize money on offer.

World Athletics is supporting the investment in the Gold level meetings to increase the number of high-quality competitive opportunities available to showcase the best athletes across all disciplines, and to give more athletes more opportunities to earn prize money and world rankings points, and to build their profiles. Area Associations will be responsible for managing the Silver and Bronze level competitions, which will number up to 100 meetings across the globe.

The 2020 Diamond League and Continental Tour dates and meeting schedule were published in late 2019 but have been significantly impacted due to the Covid-19 pandemic. Information about these one-day meetings is available on the website ([here](#) for the Diamond League and [here](#) for the Continental Tour).

THE WORLD INDOOR TOUR

In 2019, 589 athletes from 73 Member Federations took part in the World Indoor Tour. The circuit was composed of six meetings: Birmingham (GBR), Boston (USA), Dusseldorf (GER), Karlsruhe (GER), Madrid (ESP) and Torun (POL). The winners of the 2019 scoring disciplines automatically qualified for the 2020 World Athletics Indoor Championships in Nanjing with a wild card. Full results are available on the website [here](#).

RACE WALKING CHALLENGE

In 2019, 395 athletes from 44 Member Federations took part in the Race Walking Challenge and full results are available on the website [here](#). The Challenge comprised four individual Permit Meetings and additional scoring opportunities at six other competitions. The following changes to the Race Walking Challenge Regulations were approved by Council in June 2019:

- only events included in A category (WAS events and Olympic Games) and B category (Permit Race Walking meetings) can count for the Challenge overall scoring;
- athletes must participate in at least two scoring events of the Challenge to be eligible for the Race Walking Challenge overall prize money.

COMBINED EVENTS CHALLENGE

In 2019, the challenge comprised five individual Permit Meetings and additional scoring opportunities at four other competitions, in which 193 athletes from 36 Member Federations participated. A new meeting in Arona (Tenerife, ESP) joined the circuit. Full results are available on the website [here](#).

HAMMER THROW CHALLENGE

In 2019, nine meetings awarded points for the 2019 Hammer Throw Challenge. Full results are available on the website [here](#).

The winners of the three Challenges mentioned above automatically qualified for the World Athletics Championships Doha 2019 with a wild card.

Global Calendar

From 2021 onwards, global calendar dates will be fully coordinated with two set National Championship windows per year in the northern hemisphere summer season. In non-Olympic years, these will be three and six weeks prior to the World Athletics Championships or major global event, and in Olympic years, five and eight weeks prior to the start of athletics competition at the Olympic Games.

Sanctions, such as non-recognition of results for world rankings, may be imposed if National Championships are organised outside of the set windows. Similar sanctions may be imposed on other events not respecting the global calendar principles. The global calendar framework and principles will start with a pilot year in 2021 for full roll out and implementation in 2022. Throughout the pilot year, the overall process will be reviewed in consultation with stakeholders.

The dates set out in the table overleaf were confirmed as the protected windows for National Senior Outdoor Championships in 2021 and 2022.



Major Global Event	2021	2022
	Olympic Games Tokyo 2020	World Athletics Championships Oregon21
Competition dates	30 July-8 August	15-24 July
1st window for National Championships	5-6 June	25-26 June
2nd window for National Championships	26-27 June	–

**The above dates were revised to reflect the new dates of the postponed Olympic Games and World Athletics Championships*

Label Road Races

In 2019, the Label Road Races programme included 136 races (staged in 44 countries/territories across all six Areas). Between 2018 and 2019, the number of races in the programme increased by 23% with Asia and Africa driving growth. Full results are available on the website [here](#).

The introduction of a new anti-doping programme based on an out-of-competition (OOC) testing model and funding framework for Label Road Races was agreed in 2019 to take effect from 2020. The purpose of introducing a new model and increased OOC testing is to ensure the integrity of this area of athletics which is considered by AIU to be at risk.

The model was developed by World Athletics, through the Road Running Commission, and in conjunction with the AIU, and will increase the OOC testing pool for athletes who compete primarily in road races with the associated financial burden being shared by all stakeholders with race organisers, athlete representatives and, nominally, the athletes each contributing to the funding pot.

The development and roll out of this ambitious and dedicated anti-doping programme, which has an overall contribution projected in excess of USD 2.7 million, has involved:

- 167 road race organisers (from 50 countries/territories in all six Areas);
- 40 Athletes' Representatives on behalf of 305 pro distance runners; and,
- three of the world's leading shoe companies sponsoring distance running (Asics, Adidas and Nike).

In addition, a Global Running Conference took place in Lanzhou, China on 31 May to 1 June 2019 with more than 100 road race organisations from all over the world. The event will be replicated every second year.

World Records in 2019

Category	Men	Women	Mixed	Total
Outdoor	5	6	2	13
Indoor	3	0	0	3
U20	1	4	0	5
U20 Indoor	1	1	0	2
Total	10	11	2	23

World Records are listed on the World Athletics website [here](#).


World Rankings

The concept of a new official world rankings was agreed as both a marketing tool and a qualification mechanism to drive athletics' annual competition system. Following a period of testing and consultation throughout 2018, the world rankings system was launched on 26 February 2019. 'Live' world rankings are now posted on the World Athletics website [here](#) so athletes, Member Federations and key stakeholders can track progression and scores.

It was agreed that for the Tokyo 2020 Olympic Games and the World Athletics Championships Oregon21, a dual qualification system will be used, combining both the entry standards and the world rankings system to determine eligibility for selection. The aim is that approximately 50% of target numbers for each event will be achieved through entry standards and the remaining 50% through the world rankings system.

Trail, Mountain, Ultra and Masters

Considerable work has been undertaken in the past year to clarify the governance and streamline the administration of these disciplines of the sport, all while boosting development in new territories. Cooperation models with the associations historically in charge of these areas, namely the World Mountain Running Association; the International Trail Running Association; the International Association of Ultrarunners; and World Masters Athletics, are currently being re-worked with research being carried out on the best way forward.



3.3 Development

World Athletics continues to support Member Federations and Area Associations in the global growth and development of athletics through the provision of financial grants and education and technical services and guidance.

The approved budget for grant support for Member Federations and Area Associations in 2019 is set out below. Further detail is provided of actual expenditure in the 2019 audited financial statement at Appendix A.

Area Associations

Area	2019 Grants (USD)			
	Administration	Competition	Development	Total
Africa	300 000	634 500	1 000 000	1 934 500
Asia	250 000	395 000	474 000	1 119 000
Europe	250 000	531 500	250 000	1 031 500
NACAC	250 000	475 000	263 000	988 000
Oceania	200 000	375 000	270 000	845 000
South America	200 000	430 000	225 000	855 000
Total	1 450 000	2 841 000	2 482 000	6 773 000

A total budget of USD 6,773,000 was allocated to the six Area Associations in 2019.



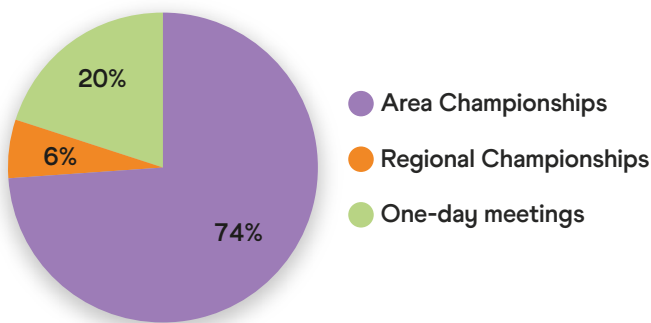
AREA ADMINISTRATION GRANT

The purpose of the Area Administration Grant is to assist Area Associations to operate including, for example, support to maintain a permanent office as a headquarters and to defray costs such as rent, utilities, communications, website, staff salaries, and institutional meetings. A total of USD 1,450,000 was provided to Areas for this purpose in 2019.

AREA COMPETITION GRANT

The purpose of the Competition Grant is to support the organisation and delivery of competitions at continental level, namely regional and international competitions and Area Championships.

Overall distribution of 2019 Area Competition Grant



As illustrated, in 2019, the grant was primarily used by the Areas to support delivery of their Area Championships, which included:

- 3rd African U18 Championships, Abidjan (CIV) (37 MFs & 310 Athletes)
- 14th African U20 Championships, Abidjan (CIV) (38 MFs & 358 athletes)
- 3rd Asian Youth (U18) Championships, Hong Kong China (HKG) (31 MFs & 436 Athletes)
- 23rd Asian Athletics Championships, Doha (QAT) (42 MFs & 595 Athletes)
- European Athletics U23 Championships, Gavle (SWE) (49 MFs & 1,105 Athletes)
- European Athletics U20 Championships, Boras (SWE) (47 MFs & 1,113 Athletes)
- NACAC U18 & U23 Championships, Queretaro (MEX) (29 MFs & 466 Athletes)

- Oceania Area Championships, Townsville (AUS) (20 MFs & 664 Athletes)
- South American U20 Championships, Santiago de Cali (COL) (13 MFs & 262 Athletes)

In addition, Area regional or pan-regional (such as the CARIFTA Games) championships, and one-day meetings, including combined events and race walk challenges, road circuits and grand prix series events, were also supported through the competition grant.

AREA DEVELOPMENT GRANT

The Area Development Grant is utilised to support delivery of education and development in each of the Areas primarily through the Area Development Centres (ADCs).

Based on the concept of decentralisation agreed by Council in 2017, the Areas determine their plans and activities, but World Athletics has an active oversight and mentoring role. The rationale being that the Areas are best placed to determine effective policies to develop athletics at a local and regional level in their respective regions. The Areas are therefore responsible for the day-to-day management of the ADCs in their respective region. Areas are also responsible for providing athlete scholarships (if they choose to do so) and the selection and organisation of educational coaching courses and seminars. Two activities remain mandatory at the ADCs – women’s and youths.

New administrative processes and procedures were agreed for 2019 that include the development and implementation of business plans, employment contracts, new financial and activity reporting systems, an annual meeting of developments heads, and multi-year action plans with key performance indicators. financial guidelines have also been developed for the ADCs by Deloitte LLP, and a financial audit and operational review by Deloitte LLP of five of the ADCs was undertaken, as part of the increasing focus on putting effective ethical and governance frameworks in place.

Area	Summary of the ADCs status in 2019
Africa	<ul style="list-style-type: none"> • Total of seven ADCs (Togo, Zambia, Nigeria, Mauritius, Dakar, Nairobi and Cairo) • Four of the ADCs (Togo, Zambia, Nigeria & Mauritius) are dedicated Athlete Training Centres and are also subsidised through other partners • Dakar delivers education activities and athletes training • Nairobi and Cairo deliver only education activities • Cairo is shared between Africa and Asia
Asia	<ul style="list-style-type: none"> • Total of three ADCs (Beijing, Jakarta and Cairo) • All ADCs deliver only education activities • Programme of activities also includes outreach education projects in MFs • As above, Cairo is shared with Africa
Europe	<ul style="list-style-type: none"> • Mobile ADC so all activities organised by the Area HQ and delivered in MFs • EA supplements this development grant to deliver activities
NACAC	<ul style="list-style-type: none"> • Mobile ADC so all activities organised by the Area HQ and delivered in MFs • NACAC suspended activity in October 2019 pending the transition to the new leadership
Oceania	<ul style="list-style-type: none"> • One ADC on the Gold Coast which delivers education activities at the Centre and in MFs • ADC also support athletes training
South America	<ul style="list-style-type: none"> • One ADC in Santa Fe which delivers education activities at the Centre and in MFs

Key points regarding the activities delivered through the ADCs using the 2019 Area Development Grant include:

- In total, 10% of the total Area Development grant was spent on Athlete Development and 90% on Coaching and Training Development.
- The education activities delivered include courses for coaches (CECS), technical officials (TOECS), lecturers, road race measurers courses, gender leadership, marketing, communications.
- The total number of course participants was 2,080 – 68% were male and 32% female.
- The total number of athletes training at the ADCs was 78 – 51% were male and 49% female.
- The total number of MFs utilising and benefiting from the ADCs was 185 – more than 85% of the World Athletics membership.

Member Federations

2019 Grants					
Area	Number of MFs	Member Federation* (USD)	Number of MFs	Athletics Olympic Dividend (AOD)** (USD)	Total (USD)
Africa	46	690,000	48	1,155,000	1,805,000
Asia	16	240,000	30	735,000	930,000
Europe	11	165,000	47	1,165,000	1,325,000
NACAC	19	285,000	21	515,000	790,000
Oceania	18	270,000	19	470,000	740,000
South America	9	135,000	11	270,000	405,000
Total	119	1,785,000	176	4,310,000	6,095,000

*119 MFs eligible to receive the Member Federation Grant of USD 15,000

**all MFs eligible to receive the AOD Grant of up to USD 25,000, number of MFs indicates those with approved projects in 2019

A total of USD 6,095,000 was allocated to Member Federations in 2019.

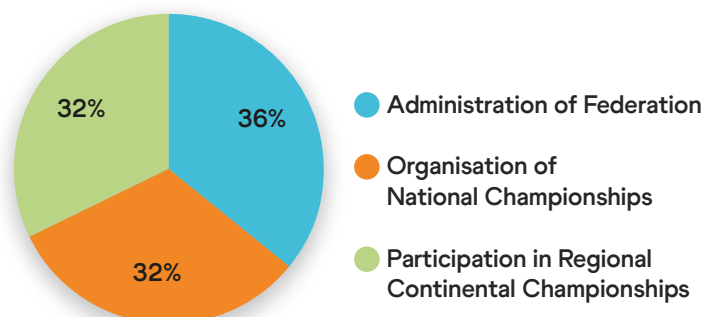
In addition to the above grants are the standard travel and accommodation benefits provided to MFs linked to their participation in WAS competitions and attendance at Congress, which include:

- **World Athletics Championships and Congress:** travel (economy class from the MF headquarters to the official airport) and accommodation (full board during the 15-day official period of the World Athletics Championships and Congress) for one Congress Delegate from each Member Federation.
- **World Athletics Cross Country Championships:** travel (economy class from the MF headquarters to the official airport) and accommodation (full board during the official three-day period on a twin room basis) for all athletes within the quota and continental champions.
- **World Athletics Relays:** travel (economy class from the MF headquarters to the official airport) and accommodation (full board during the four-night official period for all athletes within the quota).

MEMBER FEDERATION GRANT

A total of 119 Member Federations were eligible to receive the USD 15,000 Member Federation Grant in 2019. The grant supports the basic administrative functions and operations of the federation to maintain their Member obligations. As illustrated, the grant is evenly used by MFs to support administration, delivery of national championships, and participation in continental and regional championships:

Overall distribution of 2019 Member Federation Grant



In 2019, 115 MFs benefited from the MF Grant (44 in Africa, 14 in Asia, 11 in Europe, 19 in NACAC, 18 in Oceania and nine in CONSUDATLE) resulting in a total distribution of USD 1,685,000.

ATHLETICS OLYMPIC DIVIDEND

The Athletics Olympic Dividend (AOD) grant is a project-based grant of up to USD 25,000 per annum, with 2019 the final year in the four-year cycle. The grant is designed to support the individual strategic priorities and development needs of Member Federations and is open to all Member Federations. In 2019, 176 MFs benefitted from the AOD with total funding of USD 4,310,000.

MFs may tailor their projects and utilise the AOD grant to meet their specific needs but usage can be categorised into one of eight categories. As illustrated, the majority of AOD grant funding in 2019 was used for projects related to athlete support/ development (24%), education (18%), development and delivery of competitions (13%), and youth and grassroots programmes (12%). The MF Administration category (which reflects 11% of projects) combines support for human resource, administration and governance changes.

In 2019 more robust technical and financial reporting was implemented including the introduction of 'spot checks' on Member Federations benefitting from the AOD grant. This additional monitoring and evaluation approach facilitated a greater understanding of a Federation's investment in a project and the associated impact and benefits, and greater accountability and transparency of expenditure.

Examples of use and impact of the AOD grant over the four-year cycle are provided in the case studies included in Appendix C.

Overall distribution of 2019 AOD Grant



Overall distribution of grant funding

Distribution of the total grant funding of USD 11,973,415 provided to Areas and MFs (Area Development Grant, Area Administration Grant,

Area Competition Grant, Member Federation Grant and Athletics Olympic Dividend) in 2019 can be split into seven main categories:

Overall distribution of 2019 Grants



The USD 11,973,415 distributed in 2019 is below the total amount of USD 12,868,000 approved for the 2019 budget. This is primarily due to underspend in the Area Competition and Development grants based on several competitions and activities not being delivered in the Areas, as well as adjustments following the AOD and MFG financial reporting.

eLearning

A focus in 2019 has been on the development of an eLearning platform, which will serve as the primary tool in the development and education of new and existing coaches and technical officials.

The World Athletics Technical Officials Education and Certification System (TOECS) and the Coach Education and Certification System (CECS) are being adapted so that the theory and practical for these Level 1 courses

can be undertaken online. An introductory course has also been developed for TOECS to teach the basics and serve as a simple refresher for technical officials. This approach to online learning will provide greater opportunities for engagement by more people to help build the workforce as well as a more cost-effective solution for Member Federations. Registration to the platform will support data collection and more efficient communication and follow up with participants to encourage progression and retention. The eLearning platform will be launched by the end of 2020.

The eLearning platform will also host additional educational material and course content for access by the athletics family. Within the first phase of delivery courses will include medical managers race management, gender leadership, ethical compliance and sustainability.

The platform will be made available for use by the Area Associations and local organising committees.

Education courses

In 2019, the following education courses were delivered by World Athletics:

- **Gender Leadership Moderators Seminar.** A train the trainer concept developed through the initiative of the Gender Leadership Taskforce. 15 participants representing at least two from each of the six Areas attended a five-day training session to acquire the skills and knowledge to deliver gender leadership seminars back in their Areas and MFs. Standardised seminar material was developed that can be tailored to relevant local or Area focus and delivered. All Areas are expected to host mandatory gender leadership seminars through their ADCs.
- **Member Federation Strategy Seminar.** A pilot project with the Zambian Athletics Federation to develop a four-year strategic plan. The seminar content is being adapted for future online learning to enable broader impact and reach.

In terms of the World Athletics Coach Education and Certification System (CECS) and the Technical Officials Education and Certification System (TOECS) courses, the numbers certified through these programmes in 2019 are as set out below.

Number of CECS courses by Area:

Area	Level I	Level II Total	Level II Sprint/Hurdles	Level II Throws	Level II Middle/Long & RW	Level II Combined Events	Level II Jumps
Africa	20	6	4	-	2	-	-
Asia	42	11	1	3	2	2	3
Europe	5	0	-	-	-	-	-
NACAC	2	0	-	-	-	-	-
Oceania	2	1	-	-	1	-	-
South America	30	6	2	1	3	-	-
TOTAL	101	24	7	4	8	2	3



Numbers of CECS participants and lecturers:

Type	Course	Men	%	Women	%	Total	Passed
CECS Level I Course	101	1 521	78%	426	22%	1 947	895
CECS Level II Course	24	295	82%	65	18%	360	305
CECS Level I Lecturer/ Refresher Seminar	3	35	80%	9	20%	44	16
CECS Level I Lecturers Seminar	1	9	75%	3	25%	12	12
CECS Level II Lecturers Seminar	1	15	83%	3	17%	18	4
CECS Level II/III Lecturers Seminar	3	28	80%	7	20%	35	17
TOTAL	133	1 903	-	513	-	2 416	1 249

Number of TOECS courses by Area:

Area	TOECS Level I	TOECS Level II
Africa	4	1
Asia	16	0
Europe	1	0
NACAC	3	0
Oceania	2	1
South America	10	0
TOTAL	36	2

Numbers of TOECS participants and lecturers:

Type	Course	Men	%	Women	%	Total	Passed
TOECS Level I Course	36	483	65%	264	35%	747	553
TOECS Level II Course	2	11	73%	4	27%	15	15
TOECS Level I Lecturer Seminar	4	25	71%	10	29%	35	20
TOECS Level I Lecturer/ Refresher Seminar	1	5	71%	2	29%	7	7
TOTAL	43	524	-	280	-	804	595

3.4 Communications

The communications strategy for 2019 was to understand more about our fans and connect with them.

A comprehensive Nielsen research study was conducted at the end of 2018 / early 2019 across 15 major markets and shared with Member Federations during their respective 2019 Area Congress. The research also helped define the structure of our new World Athletics website with the creation of a new Be Active section ([available here](#)) aimed at connecting our sport with recreational runners.

Our focus on social media was to develop more creative and tailored content to drive fan growth with a particular emphasis on YouTube. Our efforts paid off with strong fan engagement across all our platforms as illustrated by the 2019 summary graphic overleaf.

We repeated our Run 24/1 Campaign, which with the huge support of Member Federations, was a

great success and we were able to collect data and information from around 60,000 registrations which will stand us in good stead as we embark on a more comprehensive fan data strategy in 2020.

We continued to support MFs with communication resources (Oceania and Africa), held MF Press Chiefs and Media workshops in Asia and South America and continued our social media clinics with athletes at the one-day meetings. We were proud to receive the AIPS Best Press Facility in 2019 for our press operations at the World Athletics Championships Doha 2019.

The World Athletics 10-year Sustainability Strategy (2020-2030) was approved at the end of 2019 and published in early 2020. It outlines objectives and targets in terms of World Athletics' commitment to accelerating athletics towards a sustainable future and contributing to a better world. The Sustainability Strategy is available on the website [here](#).

Worldathletics.org 16 November 2018 – 15 November 2019



22.1M
sessions
+75.4%



9.5M
users
+55.7%



74M
page views
+67.1%

World Athletics Social Media

16 November 2018 – 15 November 2019



957,027
Likes

+12.7%



269,914
Followers

+16.3%



459,252
Followers

+73%



217,000
Subscribers

+123%

World Athletics Series accredited media

1355

Total media and broadcasters onsite
at the three WAS events of 2019

984

World Championships

245

World Relays

126

World Cross Country

World Athletics Coverage in Mainstream Media (top 20 countries)

14 January 2019 – 14 October 2019

Top 5s

Events

Doha World Champs

Diamond League

Council Meetings

Lima Pan American Games
(only athletics coverage)

Yokohama World Relays

Topics

Cheating and Doping

Equality and Inclusion

Competitions and Results

Hyperandrogenism

Reinstatement of Russia

Spokespeople

Seb Coe

Rune Anderson

Jon Ridgeon

Ximena Restrepo

Dahlan Al Hamad

Press Conferences 2018 v 2019

9 → **12**

Press Releases 2018 v 2019

201 → **227**

Global PR Campaigns 2018 v 2019

24 → **73**

running events held in

24 → **73**

different countries, more than

12k → **65k**

participating kids and runners

Media Forums

3

forums in Asia and
South America with

47

MF Media in attendance

Athletes Forums & Clinics

3

athletes forums with

180

top athletes

16

social media clinics with

100

top athletes

3.5 Marketing & Commercial

New Brand

A priority in 2019 was the review of the IAAF brand, and subsequent launch and roll out of the new name and logo. The review focused on redesigning the brand with the aim for it to be easily identifiable and attractive and a more positive, modern and relevant face of world athletics. The brand identity was developed and refined following consultation with Council, Member Federations, athletes and other key stakeholders. This culminated in the Council approving a new name 'World Athletics' and logo in June 2019. The new name, 'World Athletics', builds upon the organisation's restructuring and governance reform agenda of the past four years to represent a modern, more creative and positive face for the sport.

The new brand identity was rolled out in October after the World Athletics Championships Doha 2019, and following Congress' approval of the legal name change to World Athletics. This included the launch of the new World Athletics website (worldathletics.org).

Partnerships

DENTSU ATHLETICS

The World Athletics-Dentsu Steering Board continues to work in partnership to grow commercial revenues, which includes quarterly World Athletics-Dentsu Steering Board meetings, as well as joint operations, sales, media and brand sub-group meetings. The Steering Board met four times in 2019 and reported to each Council meeting on progress against the commercial strategy. Following the establishment of the new EB and revised remit, the Steering Board now reports to the EB.

Commercial Affiliates of World Athletics and the WAS Competitions

OFFICIAL PARTNERS

In 2019, World Athletics' top tier partners were ASICS, QNB, Seiko and TDK.

QNB, the largest financial institution in the Middle East and Africa, was signed as a worldwide level Official Partner in a four-year deal in which QNB will support all World Athletics Series competitions from 1 January 2019 to the end of 2022. As part of the partnership, QNB had exclusive branding on all female athlete bibs competing at the World Athletics Championships Doha 2019.

10-year long term renewals of the agreements were also concluded in 2019 with ASICS, Seiko and TDK pursuant to which they will continue to be partners of World Athletics until the end of 2029.

OFFICIAL SUPPLIER

Mondo was an official supplier and the relationship was extended in 2019 with Mondo until 2023.

MEDIA PARTNERS

TBS is a World Athletics official media partner and the arrangements with TBS were also extended in 2019 for another 10 years until the end of 2029.

EBU/ESPN are World Athletics' official media distribution partners.

World Athletics' Official Partners are set out on the website [here](#).

DIAMOND LEAGUE: NEW COMMERCIAL PARTNERS

World Athletics is the major shareholder in the Diamond League and secured a new title sponsor for the Diamond League, Wanda (a Chinese conglomerate). In 2019, World Athletics signed up the Wanda Group for a 10-year deal and also secured a media rights distribution agreement for the Diamond League for a five-year period (from 2025 to 2029) with Infront. Infront will also distribute the Continental Tour media rights for the next 10 years. Part of this partnership includes Wanda having the right to co-host the World Athletics Awards and funding a new annual event in China. The Wanda investment in Diamond League has also allowed World Athletics to redirect funds into other areas of the sport.

Non-commercial partnerships

UNITED NATIONS ENVIRONMENT PROGRAMME (UNEP)

The five-year partnership established in 2018 between World Athletics and the UNEP to address the issue of air pollution which contributes to seven million deaths annually worldwide continues to evolve through the Air Quality Project. Through the work of the Communications and Health and Science departments Air Quality monitoring devices are now in five major cities. Our research has also been expanded to cover athlete performances against air quality at the 2019 World Athletics Relays in Yokohama and measuring air quality at marathons with a mobile unit has also started.

WORLD ATHLETICS PRODUCTIONS

World Athletics Productions, a joint venture between World Athletics and ITN Productions, was formed in 2017, for host broadcasting and media production.

World Athletics Productions assumed control of all host broadcasting responsibilities for the 2019 WAS events (World Athletics Cross Country Championships in Aarhus, World Athletics Relays in Yokohama and World Athletics Championships in Doha) with success and fulfilling the goal of innovating the coverage throughout. A record number of broadcasters took the World Athletics Productions' feed from the above WAS events, which are briefly summarised below:

- **World Athletics Cross Country Championships Aarhus 2019:** overall success from a broadcast perspective with more broadcasters taking coverage than ever before and really engaging with the unique and challenging nature of the course.
- **World Athletics Relays Yokohama 2019:** World Athletics Productions won an Industry Award for the coverage with the world's first ever remote production of athletics, laying the groundwork for future events. TBS also saw record viewing figures for the two days of competition with an average 15 million people tuning in each day.
- **World Athletics Championship Doha 2019:** first World Championships as Host Broadcaster successfully delivered, engaging rights holding broadcasters in new ways and more than ever before – new innovations such as new graphics on screen were well received. Viewing figures were also excellent considering the shift into September and October where there was competition with other major sports events around the world, as there were close to 900 million viewing hours around the world.





COMMISSIONS & WORKING GROUP REPORTS

4. Commissions & Working Group Reports

The following Commissions and Committees, established and appointed in March 2016, finished their mandate at the Doha 2019 Congress in September 2019.

- Committees
 - Cross Country
 - Race Walking
 - Technical
 - Women's
- Commissions
 - Athletes'
 - Coaches'
 - Competition
 - Development
 - Finance & Audit
 - Health & Science
 - International Relations
 - Legal
 - Masters
 - Road Running
 - Values

Reports and presentations on the work of these Commissions and Committees were provided to the 2019 Congress, and therefore not repeated in this report.

The new structure and approach to Commissions and Working Groups took effect from 1 October 2019 under the 2019 Constitution and Governance Rules. The new approach reflects the principles of the governance and integrity reforms agreed at the Special Congress in December 2016.

New Commissions 2019-2023

Four permanent Commissions were established by Council to align with the four key pillars of strategic focus for World Athletics, as follows:

- Athletes' Commission
- Competition Commission
- Development Commission
- Governance Commission

The Competition Commission and Development Commission are slightly different in nature and scope from those that previously existed with the same names; the Athletes' Commission continues with a similar scope; and the new Governance Commission builds on the work of the former Working Group for Governance and Integrity Reform. Further detail is provided in the summary of each commission below.

In addition to the Commissions, Working Groups will be established by Council to undertake specific projects or tasks within a defined and concise period, on an ad-hoc basis.

The application process to identify, recruit and select members for the Competition, Development and Governance Commissions was launched in October 2019 led by the Nominations Panel. An application pack was circulated to all Member Federations and a call for applicants also published on the World Athletics website. The Nominations Panel reviewed and assessed all applications to ensure that, as a primary principle, each Commission would be comprised of individuals with experience and relevant expertise in the subject matter of the group's mandate. The Nominations Panel also considered the recommended composition of each Commission including members from all Areas, at least 30% of each gender, and Athletes' Commission representation. In total 153 applications were received across all commissions (78% male and 22% female applicants).

Following the recommendations of the Nominations Panel for the appointments of Members of the Competition, Development and Governance Commissions, including each Commission Chairperson, Council approved the appointments on 12 March 2020 for a term of approximately four years ending at the conclusion of the 2023 World Athletics Congress.

The work of the Competition, Development and Governance Commissions has only just begun and the reports that follow therefore provide an outline of their respective Terms of References and Four-Year Plans, which are available on the website [here](#). No meetings were held, or activities undertaken for these three Commissions in 2019.

More detail is provided for the Athletes' Commission following the elections of six members at the World Athletics Championships Doha 2019 and Council's approval of the six appointed members in October 2019. This meant a full meeting of the Athletes' Commission could take place ahead of the Council meeting in November 2019 to elect the Chair and Deputy Chair of the Commission, as the Athletes' Commission representatives on Council.



4.1 Athletes' Commission

The Athletes' Commission is responsible for advising Council on all matters related to athletics from an athlete's perspective. Among other matters, the Commission is responsible for:

- Promoting and advocating for the rights and interests of athletes within the sport of athletics globally;
- Advising and educating athletes on matters related to athletics; and
- Supporting the establishment of Athletes' Commissions in Area Associations and Member Federations to provide athletes' perspectives into their respective decision-making processes.

Composition (2019-2023)

Members of the Athletes' Commission were either elected by athletes accredited at the 2017 and 2019 World Athletics Championships (12 elected members – six elected in 2017 and six elected in 2019) or appointed by Council in November 2019 (six appointed members). The term of each member is approximately four years. The Commission is representative from a geographical, gender and discipline perspective. The Athletes' Commission comprises the following 18 members:

Chairperson

- Renaud LAVILLENIE (FRA), elected 2019-2023

Deputy Chairperson

- Valerie ADAMS (NZL), elected 2019-2023

Member

- Kevin BORLÉE (BEL), elected 2019-2023
- Milcah Chemos CHEYWA (KEN), appointed 2019-2023
- Kim COLLINS (SKN), elected 2017-2021*

- Majd Eddin GHAZAL (SYR), appointed 2019-2023
- Iñaki GÓMEZ (CAN), elected 2017-2021*
- Adam KSZCZOT (POL), elected 2017- 2021*
- Bernard LAGAT (USA), elected 2019-2023
- Aisha PRAUGHT-LEER (JAM), elected 2019-2023
- Thomas RÖHLER (GER), elected 2017- 2021*
- Olga RYPAKOVA (KAZ), appointed 2019- 2023
- Akani SIMBINE (RSA), appointed 2019- 2023
- Ivana SPANOVIC (SRB), elected 2017- 2021*
- Katerina STEFANIDI (GRE), elected 2019- 2023
- Bingtian SU (CHN), appointed 2019-2023
- Marie-Josée TA LOU (CIV), appointed 2019-2023
- Benita WILLIS (AUS), elected 2017-2021*

**Following the postponement of the World Athletics Championships Oregon21 to July 2022, the mandate of this Athletes' Commission Member has been extended by approximately one year until the confirmation by Council of the six Athletes' Commission Members who will be elected during the World Athletics Championships in 2022*

The Athletes' Commission held its first meeting on 20 November 2019. At this meeting members of the Commission formally confirmed Renaud Lavillenie (FRA) as their Chairperson and Valerie Adams (NZL) as their Deputy Chairperson (and second Athletes' Commission representative on Council).

Athletes' Commission members have been nominated to the other three Commissions (Development, Competition and Governance). Work of the Athletes' Commission will be intrinsically linked to the Competition and Development Commissions and also feed into the Governance Commission.

Terms of Reference

The Commission's Terms of Reference ([available here](#)) outlines the role, composition, duties, and responsibilities of the Commission, as well as the meeting and reporting procedures. These were approved by Council on 30 July 2020.

Four-Year Plan

The Athletes' Commission Four-Year Plan ([available here](#)) focuses on representing, advocating, and communicating the athletes' perspective and voice within World Athletics, as it leads, governs, and develops athletics in all its forms worldwide. In addition, the Plan seeks to protect the athletes on every level of participation and maintain oversight over the integrity of athletics.

The Plan also provides the framework for the efforts to grow the engagement with athletes and fans to promote and celebrate the sport of athletics.

The Athletes' Commission Four-Year Plan is in alignment with the World Athletics' Strategic Plan and will be revised and updated on a regular basis; it is a working document setting the road map for the next four years. In summary, some key areas of focus of the Athletes' Commission Four-Year Plan are:

- Athletes' contacts database
- Quota and qualification system for cross-country at the Olympic Games
- Qualification system for World Athletics Series competitions including the World Athletics Indoor Championships (2021) and Oregon World Athletics Championships (2022)
- Collaboration with the Athletics Integrity Unit and World Athletics Health & Science department to develop campaigns to safeguard athletes' integrity
- Join forces with the Communications department to set up educational and promotional strategies aimed at young athletes.



4.2 Competition Commission

The role of the Competition Commission is to provide expertise and advice to the Council on matters necessary to:

- Establish the format, qualifications, programme and organisation of all World Athletics international competitions including new competitions; and,
- Uphold the highest technical and operation standards of international competition.

Composition (2019-2023)

The Competition Commission members were appointed by the Council on 12 March 2020 through to the conclusion of the 2023 Election Congress. Membership comprises:

- Raul CHAPADO (ESP), Chairperson
- Antti PIHLAKOSKI (FIN), Council Member
- Anna RICCARDI (ITA), Council Member
- Julio GOMEZ GAITÁN (COL), Member
- Siddig IBRAHIM (SUD), Member
- David KATZ (USA), Member
- Cydonie MOTHERSILL (CAY), Member
- Akani SIMBINE (RSA), Member (Athletes' Commission representative)
- Trevor SPITTLE (NZL), Member
- Katerina STEFANIDI (GRE), Member (Athletes' Commission representative)
- Ellen van LANGEN (NED), Member
- Mariko YAMADA (JPN), Member

Terms of Reference


The Commission's Terms of Reference outlines the role, composition, duties, and responsibilities of the Commission, as well as the meeting and reporting procedures. These were approved by Council on 30 July 2020.

Four-Year Plan

The Competition Commission's Four-Year Plan builds on the work of the previous Competition Commission and focuses on manifesting the World Athletics Strategic Plan throughout the competition system; in WAS events, one-day meeting circuits and other competitions.

In addition, the Plan seeks to ensure relevant changes of rules and regulations in accordance with the mission of the World Athletics Strategic Plan. The Plan also provides the framework for the efforts to coordinate work within the multiverse of athletics; both within World Athletics, Member Federations and other key stakeholders in the sport.

The Commission's Terms of Reference and Four-Year Plan are available on the website [here](#).



4.3 Development Commission

The role of the Development Commission is to provide expertise and advice to the Council on matters necessary to:

- Support the growth, development and administration of athletics at global, area and national level; and,
- Develop partnerships and uphold the role and relationship between sport and social responsibility.

Composition (2019-2023)

The Development Commission members were appointed by the Council on 12 March 2020 through to the conclusion of the 2023 Election Congress. Membership comprises:

- Geoff GARDNER (NFI), Chairperson
- Beatrice AYIKORU (UGA), Council Member
- Sergey BUBKA (UKR), Council Member
- Adille SUMARIWALLA (IND), Council Member
- Nick BITEL (GBR), Member
- Carlos CAVALHEIRO (BRA), Member
- Kim COLLINS (SKN), Member (Athletes' Commission representative)
- Frank HENSEL (GER), Member
- Annette PURVIS (NZL), Member
- Donna RAYNOR (BER), Member
- Edith SKIPPINGS (TKS), Member
- Tendai TAGARA (ZIM), Member

Terms of Reference

The Commission's Terms of Reference outlines the role, composition, duties, and responsibilities of the Commission, as well as the meeting and reporting procedures. These were approved by Council on 30 July 2020.

Four-Year Plan

The Development Commission's Four-Year Plan focuses on supporting the growth, development and administration of athletics, in all its forms, at global, area and national level through specific actions that aim to build skills and capacity within the Member Federations and key stakeholder groups, increase levels of participation from grassroots to elite and across all age groups, and use athletics to help address social issues such as health, wellbeing, crime and social inclusion.

The Plan sets out the ambition for World Athletics to deliver world-class support and education programmes to benefit and deliver measurable outcomes for our Member Federations and athletes, and specifically online education (through eLearning) to engage and upskill new, and support the development of existing, coaches and officials thereby providing clear opportunities and pathways for progression, retention and sustained participation in our sport.

The Commission's Terms of Reference and Four-Year Plan are available on the website [here](#).

4.4 Governance Commission

The role of the Governance Commission is to provide expertise and advice to the Council on matters necessary to:

- Ensure good governance practices in World Athletics, its Area Associations and its Members; and,
- Uphold the highest standards of integrity, including ensuring that good governance and ethical compliance practices are embedded and monitored in World Athletics, its Area Associations and its Members.

The Commission is also mandated to review and report its views and recommendations to Council on all Rules and Regulations (except Technical Rules) before they are submitted to Council for approval.

Composition (2019-2023)

The Governance Commission members were appointed by the Council on 12 March 2020 through to the conclusion of the 2023 Election Congress. Membership comprises:

- Francis DODOO (GHA), Chairperson
- Sylvia BARLAG (NED), Council Member
- Helio GESTA DE MELO (BRA), Council Member
- Carlota CASTREJANA (ESP), Member
- Dagmar FREITAG (GER), Member
- Iñaki GÓMEZ (CAN), Member (Athletes' Commission representative)
- David GRACE (AUS), Member
- Jinaro KIBET (KEN), Member
- Leung Hong (Alex) SHUN (HKG), Member
- Sirje LIPPE (EST), Member
- Ronald RUSSELL (ISV), Member
- Norman WAIN (USA), Member

Terms of Reference

The Commission's Terms of Reference outlines the role, composition, duties, and responsibilities of the Commission, as well as the meeting and reporting procedures. These were approved by Council on 30 July 2020.

Four-Year Plan

The Governance Commission's Four-Year Plan focuses on supporting the delivery of key objectives such as facilitating alignment of Member Federations and Area Associations with the World Athletics governance structure and integrity reforms and monitoring the governance, ethical compliance and integrity structure of World Athletics to consider any appropriate modifications to comply with good governance.

In addition, with the aim of improving the World Athletics governance structure, the Plan provides an outline of priorities areas to review and formulate recommendations to Council. These include but are not limited to the review of the Constitution and all Rules and Regulations (except Technical Rules), best practice and procedures related to the governance bodies, ethical compliance and education, and an assessment of the governance, ethical compliance and integrity audits.

The Commission's Terms of Reference and Four-Year Plan are available on the website [here](#).

4.5 Gender Leadership Taskforce

The Gender Leadership Taskforce was established by Council in late 2017 to develop a strategy to promote balanced gender representation at all levels of the sport but with the specific target to increase the pool, and create a strong and sustainable pipeline, of aspiring female leaders to meet the minimum gender targets set out in the Constitution. This report summarises the activities and achievements of the Taskforce in 2019.

Composition

The Gender Leadership Taskforce is comprised of the following members:

- Stephanie HIGHTOWER (USA), Chairperson
- Ximena RESTREPO (CHI), Member
- Beatrice AYIKORU (UGA), Member
- Annette PURVIS (NZL), Member
- Kelly SOTHERTON (GBR), Member
- May EL KHALIL (LBN), Member
- Nuala WALSH (IRL), Member
- Evelyn LOPEZ (PUR), Member

Activities and achievements

- Exceeding the mandated minimum gender requirements at the Congress in 2019 with the election of the first female Vice-President and eight female Council members (above the minimum gender target of seven and resulting in 31% female representation on Council an increase from 22% between 2015-2019)
- Area Associations adopting and achieving increased female representation within Area Councils with four of the six Areas amending their Constitutions to include increased minimum gender targets and increased levels of female representation following the 2019 Area elections

- Delivering a Pilot Women's Leadership Seminar in conjunction with UK Athletics in London in 2018 and utilising this experience during 2019 to develop standardised gender leadership material for roll out to the Areas and Member Federations
- Hosting the first ever Gender Equity Forum at the World Athletics Championships Doha 2019 with over 70 attendees from different Member Federations
- Overseeing the development and delivery of a Gender Leadership Moderators' course in November 2019. A five-day seminar with 18 participants representing all six Areas aimed at creating Area Mentors who have since delivered Gender Leadership workshops through the Area Development Centres with tailored content as appropriate for each Area
- Supporting an increased profile and focus on women in athletics, including the publication of monthly stories focused on inspirational women in the sport undertaking a range of leadership roles from coaching and technical officials to administration, media, event organisation
- Creating an [Empower Women in Athletics Facebook page](#) to help create a network and as a platform to post relevant information and forum for debate
- Increasing the profile of World Athletics gender equity actions and Taskforce work/ outcomes including presenting at international forums in 2019 such as the IOC Gender Equality Forum and the Everything in Sport Conference.

The work of the Taskforce will continue in 2020 but the scope of work reflects a stronger focus on providing oversight and monitoring of agreed actions and initiatives to ensure that they are not just delivered but that there are sustainable frameworks to support gender equity now and into the future. This approach will enable gender equity responsibilities to be handed over and mainstreamed within World Athletics and its Commissions and other governance bodies as applicable.

4.6 Nationality Review Panel

Established in 2018 by Council, the Nationality Review Panel (NRP) comprises:

- Hiroshi YOKOKAWA (JPN), Chair
- Geoff GARDNER (NFI), Council Member
- Márton GYULAI (HUN), Member
- Catherine JORDAN (BAR), Member
- Jinaro KIBET (KEN), Member
- Rozle PREZELJ (SLO), Member
- Miguel CARRIZOSA GALIANO (PAR), Member
- Brian ROE (AUS), Member
- M'Hammed RHAZLANE (MAR), Member

Upon the application of a Member Federation the NRP determines the eligibility of an athlete to compete on behalf of the Member Federation in National Representative Competitions in accordance with the related Rules and Regulations. In 2019, the NRP took 35 decisions, which are summarised [here](#).

4.7 Working Groups

No working groups were established by the Council between 1 October and 31 December 2019.






TDK

PLANTIS

DOHA2019



AUDIT REPORTS

5.1 Financial audit

The 2019 budget and three-year projections to 2022 were approved by Council at the end of 2018.

The financial audit for 2019 was undertaken by Ernst & Young Audit Conseil & Associés in Monaco (EY), and the full audited financial statements for 2019, which were approved by the Executive Board and Council as part of this Annual Report, are provided at Appendix A with details on our remuneration policy provided at Appendix B.



5.2 Non-financial audits

The non-financial audits (governance and ethical compliance) for 2019 were also undertaken by EY, with QSA independently conducting the audit of the AIU's integrity and anti-doping programme compliance. A summary of the 2019 non-financial audits (governance and ethical compliance, and anti-doping and integrity) are provided below. These audits were approved by Council as part of this report.

EY and QSA were appointed by the 2019 Congress as the non-financial auditors for 2019 and 2020.

Governance and Ethical Compliance Audit

The 2019 Constitution of World Athletics includes a requirement to appoint auditors to perform an audit of the annual financial statements (Article 79.2) and an audit of certain responsibilities set out in World Athletics Rules and Regulations (Article 79.3).

EY was appointed by the World Athletics Congress in 2019 as its Auditors to perform certain agreed upon procedures to assist World Athletics in addressing these requirements and issue a final report.

The subject of the report is to present findings from the testing performed by EY at the request of World Athletics specifically in relation to Article 79.3(a), referred to as the Non-Financial Audit on Governance and Ethical Compliance.

The Non-Financial Audit of the anti-doping and integrity programmes under Article 79.3(b) is undertaken by another company, QSA.

Agreed upon procedures are not the same as an audit. The reason agreed upon audit procedures are performed as opposed to an audit is due to the bespoke nature of the Constitution, Rules and Regulations requirements. Agreed upon procedures are performed in accordance with ISRS 4400 'Engagements to perform agreed upon procedures', which provides guidance to enable the professional accountant to carry out procedures of an audit nature to which the professional accountant, entity and any appropriate third parties have agreed and to report factual findings. Although procedures of an audit nature are undertaken in this type of engagement, EY does not express an opinion or overall conclusion. EY has performed these procedures for the use of the Executive Board only and disclaim any liability or duty to any other third parties.

The procedures performed are determined by World Athletics and include review of evidence of compliance with the certain provisions of the Constitution, Rules and Regulations and covers the year ended 31 December 2019.

In conducting the agreed upon procedures EY has met with a number of World Athletics employees to understand activity during the year and to obtain evidence to support compliance with the requirements set out in the Constitution, Rules and Regulations. EY has then presented their long form report including their findings and recommendations to the Executive Board Audit, Risk & Finance Committee.

Having discussed the findings and recommendations with EY, the Executive Board consider that there were no findings and/or recommendations that were sufficiently significant to merit reporting and will follow-up the implementation of the recommendations during 2020.

Anti-Doping and Integrity Audit

The scope of the audit conducted by QSA was to assess World Athletics' compliance with its anti-doping and integrity programmes, as set out in the Constitution, Rules and Regulations (Integrity Code of Conduct, Athletics Integrity Unit Rules, Anti-Doping Rules and Regulations, Athletics Integrity Unit Reporting, Investigation and Prosecution Rules, Manipulation of Sports Competitions Rules, Disciplinary Tribunal Rules, and Disputes and Disciplinary Proceedings Rules) for the period from 1 January 2019 to 31 December 2019. The audit covered the management by the AIU of the integrity programmes on behalf of World Athletics in relation to anti-doping, manipulation of competition results, bribery and corruption, betting, age manipulation, transfer of allegiance and other breaches of the Integrity Code of Conduct. It also included assessing compliance by the Disciplinary Tribunal with its functions.

The audit was conducted and managed in accordance with the applicable parts of the standard ISO19011 Guidelines for Auditing Management Systems, using two different checklists. The first was a detailed list for the governance area, in which evidence of compliance has been collected for each requirement and the second was a more general checklist for operational processes related to anti-doping activities and to combat against ethical misconduct within athletics.

The audit highlighted the capacity of the AIU to identify applicable requirements coming from World Athletics (as well as WADA), and consequently, develop and adapt its processes to satisfy these requirements. The AIU and World Athletics staff involved in the integrity of athletics are competent and aware of the organisation objectives and the applicable risks. The staff are also aware of the implications of not conforming to the standards and rules.

Some findings arose during the audit, but these did not compromise a general opinion of compliance with the World Athletics requirements.



Appendix A – 2019 Audited Financial Statements

Officers and Professional Advisers	
PRESIDENT	
Sebastian COE	(GREAT BRITAIN & NORTHERN IRELAND)

SENIOR VICE PRESIDENT	
Sergey BUBKA	(UKRAINE)

VICE PRESIDENTS	
Nawaf AL SAUD	(SAUDI ARABIA)
Geoff GARDNER	(NORFOLK ISLAND)
Ximena RESTREPO	(COLOMBIA)

COUNCIL MEMBERS	
Valerie ADAMS	(NEW ZEALAND)
Dahlan AL HAMAD	(QATAR)
Beatrice AYIKORU	(UGANDA)
Sylvia BARLAG	(NETHERLANDS)
Willie BANKS	(USA)
Raul CHAPADO	(SPAIN)
Nawal EL MOUTAWAKEL	(MOROCCO)
Robin Sapong EUGENIO	(NORTHERN MARIANA ISLANDS)
Helio GESTA DE MELO	(BRAZIL)
Alberto JUANTORENA DANGER	(CUBA)
Hamad KALKABA MALBOUM	(CAMEROON)
Abby HOFFMAN	(CANADA)
Dobromir KARAMARINOV	(BULGARIA)
Renaud LAVILLENIE	(FRANCE)

Officers and Professional Advisers	
Antti PIHLAKOSKI	(FINLAND)
Anna RICCARDI	(ITALY)
Mike SANDS	(BAHAMAS)
Adille J. SUMARIWALLA	(INDIA)
Nan WANG	(CHINA)
Hiroshi YOKOKAWA	(JAPAN)

CHIEF EXECUTIVE OFFICER	Jon RIDGEON
--------------------------------	-------------

AUDITORS	Ernst & Young Audit Conseil & Associes
-----------------	--

MAIN BANKERS	BARCLAYS BANK
	COMPAGNIE MONEGASQUE DE BANQUE



STATEMENT OF EXECUTIVE BOARD RESPONSIBILITIES 2019 CONSOLIDATED FINANCIAL STATEMENTS

In addition to the basic financial reporting requirements set out in the statutes of World Athletics (“the Association”), the Executive Board undertakes to prepare consolidated financial statements for each financial period which give a true and fair view of the state of affairs of the Association as at the end of the financial period, of the surplus or loss and of the cash flow statement of the Association for that period.

In preparing those consolidated financial statements, the Executive Board considers that the Association has used appropriate accounting policies in accordance with the note A and B of the consolidated financial statements, consistently applied and supported by reasonable judgments and estimates, that all accounting standards which they consider to be applicable have been followed and that the preparation of the consolidated financial statements on a going concern basis is appropriate.

The Executive Board has responsibility for ensuring that the Association keeps accounting records, which disclose with reasonable accuracy the financial position of the association.

The Executive Board has general responsibility for taking such steps as are reasonably open to them to safeguard the assets of the Association and to prevent and detect fraud and other irregularities.

Approved by the Executive Board

And signed on behalf of World Athletics
On August 31, 2020



Sebastian Coe
President



Vineesh Kochhar
Chief Operating Officer

INDEPENDENT AUDITOR'S REPORT ON CONSOLIDATED FINANCIAL STATEMENTS

To the Executive Board of World Athletics,

OPINION

We have audited the consolidated financial statements of World Athletics which comprise:

- the consolidated balance sheet as at 31 December 2019,
- the consolidated statement of comprehensive income for the year then ended,
- the consolidated statement of changes in equity for the year then ended,
- the consolidated statement of cash flows for the year then ended, and
- the notes to the consolidated financial statements, including a summary of significant accounting policies.

In our opinion, the accompanying consolidated financial statements present fairly, in all material respects, the consolidated balance sheet of the Association (including World Athletics and its subsidiaries) and its consolidated financial performance and consolidated cash flows for the period then ended, in accordance with the accounting principles described in the notes to the consolidated financial statements.

BASIS FOR OPINION

We conducted our audit in accordance with International Standards on Auditing (ISAs). Our responsibilities under those standards are further described in the Auditor's Responsibilities for the Audit of the Financial Statements section of our report.

We are independent of the Association in accordance with the International Ethics Standards Board for Accountants' Code of Ethics for Professional Accountants (IESBA Code) together with the ethical requirements that are relevant to our audit of the consolidated financial statements in Monaco, and we have fulfilled our other ethical responsibilities in accordance with these requirements and the IESBA Code. We believe that the audit evidence we have obtained is sufficient and appropriate to provide a basis for our opinion.

EMPHASIS OF MATTER

We draw attention to Note 1 of the consolidated financial statements, which describes the first application of International Financial Reporting Standards as adopted by the European Union (IFRS) and the key impacts in the context of the IFRS transition. Our opinion is not modified in respect of this matter.

OTHER INFORMATION

Other information consists of the information other than the financial statements and our auditor's report thereon.

Management is responsible for the other information. Our opinion on the financial statements does not cover the other information and we do not express any form of assurance conclusion thereon. In connection with our audit of the financial statements, our responsibility is to read the other information and, in doing so, consider whether the other information is materially inconsistent with the financial statements or our knowledge obtained in the audit or otherwise appears to be materially misstated. If, based on the work we have performed, we conclude that there is a material misstatement of this other information, we are required to report that fact. We have nothing to report in this regard.

RESPONSIBILITIES OF MANAGEMENT AND THOSE CHARGED WITH GOVERNANCE FOR THE CONSOLIDATED FINANCIAL STATEMENTS

Management is responsible for the preparation and fair presentation of the consolidated financial statements in accordance with IFRS, and for such internal control as management determines is necessary to enable the preparation of consolidated financial statements that are free from material misstatement, whether due to fraud or error.

In preparing the consolidated financial statements, management is responsible for assessing the Association's ability to continue as a going concern, disclosing, as applicable, matters related to going concern and using the going concern basis of accounting unless management either intends to liquidate the Association or to cease operations, or has no realistic alternative but to do so.

Those charged with governance are responsible for overseeing the Association's financial reporting process.

AUDITOR'S RESPONSIBILITIES FOR THE AUDIT OF THE CONSOLIDATED FINANCIAL STATEMENTS

Our objectives are to obtain reasonable assurance about whether the consolidated financial statements as a whole are free from material misstatement, whether due to fraud or error, and to issue an auditor's report that includes our opinion. Reasonable assurance is a high level of assurance, but is not a guarantee that an audit conducted in accordance with ISAs will always detect a material misstatement when it exists. Misstatements can arise from fraud or error and are considered material if, individually or in the aggregate, they could reasonably be expected to influence the economic decisions of users taken on the basis of these consolidated financial statements.

As part of an audit in accordance with ISAs, we exercise professional judgment and maintain professional skepticism throughout the audit. We also:

- Identify and assess the risks of material misstatement of the consolidated financial statements, whether due to fraud or error, design and perform audit procedures responsive to those risks, and obtain audit evidence that is sufficient and appropriate to provide a basis for our opinion. The risk of not detecting a material misstatement resulting from fraud is higher than for one resulting from error, as fraud may involve collusion, forgery, intentional omissions, misrepresentations, or the override of internal control.
- Obtain an understanding of internal control relevant to the audit in order to design audit procedures that are appropriate in the circumstances, but not for the purpose of expressing an opinion on the effectiveness of the Association's internal control.
- Evaluate the appropriateness of accounting policies used and the reasonableness of accounting estimates and related disclosures made by management.
- Conclude on the appropriateness of management's use of the going concern basis of accounting and, based on the audit evidence obtained, whether a material uncertainty exists related to events or conditions that may cast significant doubt on the Association's ability to continue as a going concern. If we conclude that a material uncertainty exists, we are required to draw attention in our auditor's report to the related disclosures in the consolidated financial statements or, if such disclosures are inadequate, to modify our opinion. Our conclusions are based on the audit evidence obtained up to the date of our auditor's report. However, future events or conditions may cause the Association to cease to continue as a going concern.
- Evaluate the overall presentation, structure and content of the consolidated financial statements, including the disclosures, and whether the financial statements represent the underlying transactions and events in a manner that achieves fair presentation.

- Obtain sufficient appropriate audit evidence regarding the financial information of the entities or business activities within the Association to express an opinion on the consolidated financial statements. We are responsible for the direction, supervision and performance of the Association audit. We remain solely responsible for our audit opinion.

We communicate with those charged with governance regarding, among other matters, the planned scope and timing of the audit and significant audit findings, including any significant deficiencies in internal control that we identify during our audit.

RESTRICTION ON USE OF OUR REPORT

This report is addressed to the Executive Board of the Association. We assume or take no responsibility in respect of a third party which may use this report.

This report shall be governed by, and construed in accordance with Monaco law. The courts of Monaco shall have exclusive jurisdiction in relation to any claim or dispute concerning the engagement letter or this report, and any matter arising from them. Each party irrevocably waives any right it may have to object to an action being brought in any of those courts and to claim that the action has been brought in an inconvenient forum or that those courts do not have jurisdiction.

Monaco, September 07, 2020

The independent auditor
ERNST & YOUNG Audit Conseil & Associés



Sandrine Arcin



Consolidated financial statements according to IFRS

Information about the association and significant events of the period

I. General	75
II. About World Athletics.....	75
III. New Brand Identity.....	76
IV. Official World Athletics Partners	77

Consolidated Financial Statements

Consolidated Statement Of Comprehensive Income.....	78
Other Comprehensive Income.....	79
Consolidated Balance Sheet	80
Consolidated Statement Of Cash Flows.....	81
Consolidated Statement Of Changes In Equity.....	82

Significant Accounting Policies

A. General Information And Statement Of Compliance.....	84
B. Basis Of Preparation.....	84
C. Consolidation Principles And Perimeter	85
D. Currency Translation	86
E. Tangible Fixed Assets	86
F. Accruals And Provisions.....	87
G. Debtors.....	87
H. Revenue.....	87
I. Operating Expenses	88
J. Financial Income And Expenses.....	88
K. Financial Risk Management.....	88
L. Going Concern.....	89
M. Accounting Policy.....	89
N. Critical Accounting Estimates And Judgment	90

Notes to the consolidated statement of comprehensive income

1. Adoption Of IFRS To The Consolidated Financial Statements.....	91
2. Revenue From Broadcast Rights And Sponsorship Rights.....	102
3. Other Revenue From Activities	102
4. Competition & Events	103
5. Grants & Development.....	104
6. Legal & Compliance	106
7. Administration.....	107
8. Financial Income.....	107
9. Financial Expenses.....	107
10. Investments In Equity.....	108

Notes to the consolidated balance sheet

11. Property, Plant & Equipment.....	110
12. Trade Receivables And Other Receivables	111
13. Contract Assets.....	111
14. Cash & Cash Equivalents	112
15. Equity.....	112
16. Post-Employment Benefit And Similar Obligations	112
17. Financial Liabilities Current & Non Current....	113
18. Trade Payables.....	114
19. Other Payables & Accrued Expenses.....	114

Other Disclosures

20. Financial Risk Management.....	115
21. Commitments Given, Contingent Liabilities And Off-Balance Sheet Events.....	115
22. Post Balance Sheet Events	115
23. Related Parties	116

Information about the association and significant events of the period

I. General

World Athletics (previously known as the International Association of Athletics Federations) is a non-profit-making association, the members of which are the National Federations, which represent athletics in each country of the world.

Its object is to establish legal and friendly cooperation between all members for the benefit of athletics. World Athletics compiles rules with regulations governing international competitions and fosters the worldwide development of athletics and the dissemination of technical and other information to its affiliated entities.

II. About World Athletics

Athletics is one of the world's most ancient sports which has continued to adapt through the centuries, offering a dynamic, life-enhancing sport.

On 17 July 1912 in Stockholm, following the closing ceremony of the Olympic Games in the Swedish capital, the International Amateur Athletic Federation (IAAF) was founded as the world governing body for the sport of track and field athletics.

During the 10 decades that followed, athletics underwent many changes reflecting the political and socio-economic evolution of the wider world. Even the IAAF's name changed in 2001, becoming the 'International Association of Athletics Federations' to reflect the growth of a professional sporting world which did not exist in 1912. More recently, in 2019, the Federation changed its name to 'World Athletics'.

World Athletics was founded to fulfil the need for a world governing authority, for a competition

programme, for standardised technical equipment and for a list of official world records. All of these requirements remain today.

Yet in an ever-changing world, international sport federations such as World Athletics need to be proactive when trying to reach new audiences and find new hosts for their events. It is also fundamental to understand that athletics is no longer just about high performance, gold medals and records. It is also about 'sport for all' and about ensuring that the maximum number of citizens are able to participate in athletics.

This means, of course, the thriving world of road running, which is where a large number of people across the globe connect directly with the world of athletics. It also means athletics in schools, where World Athletics is keen to ensure that we reach the maximum number of children, all over the world, starting at the age of seven but also including those in their teens, where the drop-off from sport is most acute.

Despite the obvious benefits the sport brings to communities and society, World Athletics recognises that athletics is competing for the public's attention in an ever more varied and complex media and entertainment-driven world. This means the sport and all those within it embracing wider aspects touching on social responsibility, the environment and all matters that help advance athletics as a force for good and creating a better world.

Athletics disciplines are among the oldest of all sporting competitions known to humankind, with 'run, jump, throw' the natural and universal forms of human physical expression. The sport also offers broader values that help deal with life's challenges.

World Athletics is adapting its competition programmes to reflect the vast array of activities the public has access to. Attracting, growing, and, most importantly, retaining young people as both participant and spectator are essential if athletics is to retain its appeal. And it is equally important to continue the close links the sport has to the masters' athletics movement as well as ultra-distance running and mountain racing.

The biennial World Athletics Championships is the jewel of our World Athletics Series of events, which also includes indoor, U20, relays, cross-country, race walking and road running during a four-year cycle of World Championships and/or Cup events for each of these types of competition.

Athletics also carries the mantle of being the Olympic Games' leading sport. Athletics is the main spectator stadium sport of the Games, central to the success of each summer Olympic Games. The histories of athletics and the Olympic Games are closely entwined, and World Athletics is extremely proud of this association.

Both the World Athletics Championships and the Olympic Games continue to play to packed stadiums and attract TV audiences in their billions.

The marketing potential of each edition of the World Athletics Championships is excellent with only the summer Olympic Games and the FIFA World Cup bigger in terms of global reach and impact. The next World Athletics Championships will be hosted in Eugene, USA (2022) and Budapest, Hungary (2023).

The wide variety in the type, size and scope of the rest of the World Athletics Series of competitions, with their different demands in terms of logistics, budget and facilities, also means that there are World Athletics events available to fit the hosting ambitions and resources of cities, large and small, among most of the sport's 200+ national member federations.

Showing the sport's ability to innovate and respond to changing demands, an exciting new team competition, the World Athletics Relays, was launched in 2014 in

Nassau, The Bahamas and has now been staged on three further occasions, most recently in Yokohama.

This variety extends beyond championships.

In 2010, a new global one-day competition structure was unveiled. It is headed by the Diamond League of 14 invitational track and field meetings in Africa, Asia, Europe, and North America. The Continental Tour, with Gold, Silver and Bronze one-day meetings held across all six World Athletics areas, provides the second tier of elite international competition along with our World Challenge events. All these play out to large stadium and TV audiences around the world.

As World Athletics enters its second century as an official governing body, its aim is to further enhance the vibrant sport to offer new and exciting prospects for athletes and spectators alike. Following four years of reform, resulting in two revisions of the Association's constitution, the sport is working hard to ensure that every area of athletics is reviewed, tested and encouraged to strive for excellence.

III. New Brand Identity

The IAAF Council approved the global governing body's new name and logo at the 217th IAAF Council Meeting, which concluded 8 June 2019 in Monaco.

The new name, 'World Athletics', builds upon the organisation's restructuring and governance reform agenda of the past four years to represent a modern, more creative and positive face for the sport. The new brand, Council agreed, makes the sport more accessible to a wider audience while giving the global governing body the opportunity to more clearly communicate its mission as the leader of the world's most participatory sport.

The new brand identity began its rollout in October after the IAAF World Athletics Championships Doha 2019 and following Congress's approval of the change to the Federation's legal name.

The logo design is comprised of three main elements: the ‘W’ of World, which is also a symbol of an athlete’s arms raised in victory; the ‘A’ of Athletics, which also represents an athlete’s focus as they prepare for the road ahead; and an arc over both to represent the entire athletics community coming together. The logo also includes the sweep of a running track, which appears in an upward trajectory, symbolising the desire to continually push beyond limits. The patterns capture the energy present in all four of athletics’ Association disciplines: running, jumping, throwing and race walking.

The rebrand process began in January 2018 when the IAAF invited five global brand and marketing agencies to respond to the brief outlining the rebrand concept. From those, an internal team selected a short list, which then underwent a consultation process where Member Federations, partners, athletes and broadcasters provided feedback before the final version was presented to Council.

IV. Official 2019 World Athletics Partners

World Athletics Partners



World Athletics Media Partner



World Athletics Media Distribution Partners



World Athletics Supplier



Consolidated Financial Statements

Consolidated Statement Of Comprehensive Income

in k USD	Note	2019	2018 Restated
Revenue			
Television Rights & Sponsorship	2	43 855	42 402
Other revenue	3	7 289	2 807
Total revenue		51 144	45 210
Expenses			
Competition & Events	4	29 546	33 861
Grants & Development	5	15 385	14 586
Legal & Compliance	6	14 853	15 729
Administration	7	8 051	8 286
Total expenses		67 835	72 462
Operating Loss		(16 691)	(27 252)
Financial Income	8	400	505
Financial Expenses	9	(1 070)	(765)
Financial Result (Loss)		(671)	(259)
Share of loss on investment in equity	10	(63)	(98)
Loss for the year		(17 424)	(27 609)

Other Comprehensive Income

in k USD	Note	2019	2018 Restated
Loss for the year		(17 424)	(27 609)
Items that will not be reclassified subsequently to profit or loss	16	130	(9)
Actuarial gain (loss) on retirement benefit obligations			
Items that will be reclassified subsequently to profit or loss when specific conditions are met		-	-
Currency translation differences			
Other comprehensive income/(expense)		130	(9)
Total comprehensive loss for the Year		(17 295)	(27 618)



Consolidated Balance Sheet

in k USD	Note	31 Dec 2019	31 Dec 2018 Restated	01 Jan 2018 Restated
Assets				
Intangible assets		328	172	-
Property, plant & equipment	11	6 571	7 527	7 590
Long term financial assets		205	108	108
Investments in equity-accounted investees	10	109	172	269
Non-current assets		7 212	7 979	7 967
Trade receivables	12	496	332	280
Prepayments & tax receivables	12	1 070	936	1 340
Other receivables	12	7 950	1 827	8 560
Contract assets	13	9 344	4 550	8 396
Cash and cash equivalents	14	34 302	50 820	62 786
Current assets		53 161	58 465	81 363
Total assets		60 373	66 445	89 331
Reserve Fund		10 000	10 000	10 000
General Fund		36 287	63 766	83 805
Loss for the year		(17 424)	(27 609)	(20 030)
Total equity & reserves (general funds)	15	28 862	46 157	73 775
Liabilities				
Trade payables	18	4 483	2 656	2 796
Other payables and accrued expenses	19	17 138	9 141	8 040
Financial liabilities	17	282	271	287
Deferred income		1 119	-	-
Current liabilities		23 021	12 067	11 122
Provisions	16	1 102	1 105	1 078
Financial liabilities	17	3 003	3 285	3 298
Deferred income		4 385	3 831	58
Non-current liabilities		8 490	8 220	4 434
Total liabilities		31 511	20 288	15 556
Total liabilities and reserves		60 373	66 445	89 331

Consolidated Statement Of Cash Flows

in k USD	Note	2019	2018 Restated
Operating activities			
Net result for the year		(17 424)	(27 609)
Net financial income/(expense)	8,9	674	260
Depreciation	11	1 063	955
Share of loss on investment in equity	10	63	98
Increase/(Decrease) in provisions for pension obligations	16	(3)	27
(Increase)/Decrease in other receivables	12	(4 844)	11 159
(Increase)/Decrease in prepaid expenses and accrued income		-	-
(Increase)/Decrease in contract assets	13	(4 794)	3 846
Increase/(Decrease) in payables	18,19	9 708	1 194
Net cash used by operating activities		(15 558)	(10 370)
Investing activities			
(Purchase)/sale of property, plant & equipment	11	(106)	(892)
(Purchase)/sale of intangible assets		(155)	(172)
Net cash used in investing activities		(261)	(1064)
Proceed from new loans / borrowings		-	142
Reimbursement of loans / borrowings		(378)	(287)
Interest received		106	91
Interest paid		(428)	(478)
Net cash used in financing activities		(700)	(532)
Net decrease in cash & cash equivalents		(16 519)	(11 966)
Cash & cash equivalents as at 1 January	14	50 820	62 786
Net decrease in cash & cash equivalents		(16 518)	(11 965)
Cash & cash equivalents as at 31 December		34 302	50 820

Consolidated Statement Of Changes In Equity

in k USD	Note	Reserve Fund	Other Reserves Transfer from income	Total equity
Balance as at 31 December 2017 - as previously reported		10 000	54 802	64 802
IFRS 16 - first application net of taxes	4	-	(136)	(136)
IFRS 15 - first application net of taxes	1	-	10 486	10 486
Other first IFRS application impacts	1		(1 378)	(1 378)
Balance as at 1 January 2018 - restated		10 000	63 775	73 775
Net income allocation			-	-
Actuarial loss on retirement benefit obligations, net of taxes		-	(9)	(9)
Other comprehensive expense for the period		-	(9)	(9)
Loss for the year			(27 609)	(27 609)
Total comprehensive loss for the period		-	(27 618)	(27 618)
As at 31 December 2018		10 000	36 157	46 157
Net income allocation			-	-
Actuarial gain on retirement benefit obligations, net of taxes			130	130
Other comprehensive income for the period		-	130	130
Loss for the year			(17 424)	(17 424)
Total comprehensive loss for the period		-	(17 295)	(17 295)
As at 31 December 2019		10 000	18 862	28 862



Significant Accounting Policies

FIRST ANNUAL REPORTING UNDER IFRS

The fiscal year ended 31 December 2019 represents our first annual reporting period under IFRS. Previous annual consolidated financial statements were prepared under accounting policies determined by the IAAF. Comparative figures as at 31 December 2018 and 1 January 2018 have been restated to comply with International Financial Reporting Standards (IFRS) as adopted by the European Union.

For a summary of the impacts related to the adoption of IFRS on our consolidated financial statements, see Note 1 – Adoption of IFRS to the consolidated financial statements. It provides more details on the most significant adjustments to equity, net income, comprehensive income and cash flows.

All figures have been rounded off to the nearest thousands, except if indicated otherwise. As a result, certain totals may not appear to cast.

A. General Information And Statement Of Compliance

World Athletics' consolidated financial statements for the year ended 31 December 2019 have been prepared in accordance with the IFRS as adopted by the European Union. These standards are available on the European Union's website: [here](#).

The financial statements are accompanied by disclosures deemed to be material as required by regulation no. 1606/2002 of the European Parliament and of the council, which are available on the European Union's website: [here](#).

Since World Athletics has not previously prepared financial statements in accordance with IFRS, these are the first consolidated financial statements prepared in accordance with IFRS. Accordingly, as required by

IFRS 1 "First-time Adoption of International Reporting Standards", the Association has applied the standards effective at 31 December 2019 for all periods presented.

B. Basis Of Preparation

Since 1 January 2018, the Association has been applying IFRS. Note that IFRS itself introduced the following new standards during the period which we have also applied:

IFRS 9

This standard defines rules in terms of:

- the classification and measurement of financial instruments (Phase 1);
- impairment due to credit risk of financial instruments (Phase 2); and
- hedge accounting, excluding macro-hedging transactions (Phase 3).

The IFRS 9 classification and measurement provisions, as well as its new impairment model are applied retrospectively by adjusting the opening balance sheet at 1 January 2018 (impact on shareholders' equity). The Association is thus presenting its 2019 financial statements without adjusting the 2017 data to the IFRS 9 format. The Association is not applying Phase 3, which is optional.

The impact of the new accounting methodology for determining the impairment provision for trade receivables and contract assets resulted in no material change in the provision for impairment of trade receivables. Under the new policy, a loss allowance for expected credit losses is recognised based upon the lifetime expected credit losses in cases where the credit risk on trade and other receivables has increased significantly since initial recognition. In cases where the credit risk has not increased significantly the Association

measures the loss allowance at an amount equal to the 12-month expected credit loss. This assessment is performed on a collective basis considering forward-looking information. Trade receivables longer than one-year overdue and specific risk trade receivables with no reasonable expectation of recovery are impaired and hence provided for in full, unless reliable supporting information to determine otherwise is available. The Association does not present its impairment losses separately in the statement of profit or loss, but in the notes thereto.

IFRS 15

The Association has adopted IFRS 15 Revenue from Contracts with Customers from 1 January 2018, which resulted in changes in accounting policies and adjustments to the amounts recognised in the financial statements. In accordance with the transition provisions in IFRS 15, the Association has adopted the new rules retrospectively and has restated comparatives for the 2018 financial year.

Under IFRS 15, revenue is recognised when control of a good or service is transferred to a customer, for the amount the seller is expected to be entitled to.

To this effect, the standard sets out a five-stage model, enabling the entity to determine when and in what amount the revenue from ordinary activities should be recognised:

- identify the contract entered with the customer;
- identify the performance obligations in the contract;
- determine the transaction price;
- allocate the transaction price to the performance obligations in the contract;
- recognise revenue when (or as) the entity satisfies a performance obligation.

Analysis of IFRS 15 and identification of its effects are described in the specific note 1.

IFRS 16

This new standard, which was published in early 2016 and adopted by the EU on 31 October 2017, took effect

on 1 January 2019 with an early adoption possible. The Association decided to adopt this new standard as at 1 January 2018.

Under IFRS 16, for a contract to qualify as a lease, there must be both the identification of an asset and control by the lessee of the right to use said asset.

For the lessee, operating leases and finance leases will be accounted for based on a single model, with recognition of:

- an asset representing the right to use the leased item during the lease term;
- offset by a liability in respect of the lease payment obligation;
- straight-line depreciation of the asset and an interest expense in the income statement using the diminishing balance method.

The Association has elected to apply IFRS 16 Leases. In accordance with the transition provisions in IFRS 16, the new rules have been adopted retrospectively with the cumulative effect of initially applying the new standard recognised on 1 January 2018. Comparatives for the opening financial year have been restated. See note 1 below for further details on the impact of the change in accounting policy.

C. Consolidation Principles And Perimeter

The Association consolidated its subsidiaries, i.e. entities directly or indirectly controlled by the Association. The Association controls an entity when (i) it is exposed to, or has rights, to variable returns from its involvement with the entity, and (ii) it has the ability to affect those returns through its power over the entity.

Subsidiaries are accounted for using the full consolidation method from the date the Association obtains control and until the Association loses control of the subsidiary.

Entities over which the Association has joint control or significant influence are accounted for using the

equity method. The Association is generally presumed to have significant influence when it holds at least approximately 50% of the entity's voting rights.

The Association exercises significant influence over an entity when it has the power to participate in the financial and operating policy decisions of that entity but does not have the power to exercise control or joint control over those policies. Under the equity method, the investment is initially recognised at cost, and subsequently adjusted to reflect changes in the net assets of the associate or joint venture

The perimeter of the consolidation comprises World Athletics, Diamond League AG partially owned by World Athletics (35.20%) and World Athletics Productions Ltd as equity accounted investments.

World Athletics has been determined to exercise a significant influence over both entities and concluded these investments should be recorded as equity accounted investments.

Separately, World Athletics owns a 6% participation in Athletics Australia (Nitro/AUS) and concluded this non-consolidated investment should be recorded at fair-value through other comprehensive income, and this has no significant impact on the Association's financial statements.

D. Currency Translation

The consolidated financial statements are presented in Thousands of United States Dollars, the functional currency of the Association at the closing exchange rate. Any resulting exchange differences are recognised in the statement of comprehensive income.

Transactions in currencies that are not the US dollar are translated into US dollars at the transaction date exchange rate.

Monetary assets and liabilities whose currency is not US dollars are translated into US dollars using the closing exchange rate.

E. Tangible Fixed Assets

Property, plant and equipment are measured at cost less accumulated depreciation and accumulated impairment losses. Gains and losses on the disposal of property, plant and equipment are recognised in the consolidated statement of comprehensive income.

Depreciation is calculated on a straight-line basis over its estimated useful lives that are as follows:

Office furniture and equipment	5 to 10 years
Computer equipment	5 years
Leasehold improvements	up to 15 years
Motor cars	5 years

Leases contracted by the Association are accounted for in accordance with IFRS 16 (Leases). The Association recognises a right-of-use asset and a lease liability for all its lease contracts, except for (i) leases relating to low-value assets and (ii) short-term leases (12 months or less). Payments made in respect of leases not recognised on the balance sheet are recognised as an operating expense on a straight-line basis over the lease term.

On commencement of a lease, the liability for future lease payments is discounted at the incremental borrowing rate, which is a risk-free rate adjusted to reflect the specific risk profile of World Athletics. Because lease payments are spread over the lease term, the Association applies a discount rate based on the duration of those payments.

The payments used to determine the liability for future lease payments exclude non-lease components but include fixed payments that the Association expects to make to the lessor over the estimated lease term.

F. Accruals And Provisions

A provision is recognised when World Athletics has a legal or constructive obligation towards a third party as a result of a past event, when it is probable that an outflow or economic benefits will be required to settle the obligation and when a reliable estimate can be made of future cash outflows.

Any accrued liability not consumed within two years after the recognition date shall be reversed in the consolidated income statement unless specific circumstances justify the balance to be maintained in the balance sheet.

Payables are not interest bearing and are stated at their nominal value.

Contingent liabilities are not recognised but are disclosed in the notes to the financial statements unless the possibility of an outflow of economic resources is remote.

G. Debtors

Trade receivables are amounts due from customers for services performed in the ordinary course of business. They are all classified as current. Trade receivables are recognised initially at the amount of consideration that is unconditional unless they contain significant financing components, when they are recognised at fair value. The Association holds the trade receivables with the objective to collect the contractual cash flows and therefore measures them subsequently at amortised cost using the effective interest method.

H. Revenue

Revenue is recognised to the extent that it is probable that the Association will derive economic benefit from it and that the revenue can be reliably measured.

World Athletics-related revenue consists primarily of the following items:

- television rights (i.e. media rights)
- commercial rights (i.e. sponsorship)
- value in kind
- technical certification

The exclusive broadcast partners payment is received twice per year and covers the broadcast rights for all World Athletics events for the year. The current agreement was signed in April 2018 and covers the period from 1 January 2018 to December 31, 2023.

Commercial sponsorship income is split in three parts: the first part corresponds to the commercial rights and yearly invoices amounts to \$11m per year. The second part relates to the TV rights in Japan and generates a revenue of \$7m per year. The third part corresponds to commission based on the value in kind under sponsoring contracts. Value in kind in the form of products and services supplied by sponsors for use in events is recognised as profit and loss in the consolidated statement of comprehensive income. Commissions on value in kind due to the Association's

marketing partner are accounted for based on the value of in-kind contribution.

During 2018, an amendment to the agreement for the period of 2020-2029 was signed. This new agreement calls for a minimum guarantee over the 10-year period of \$130m. The agreement with commercial sponsorship also includes a profit-share income clause.

The performance obligations are identified as the right to access intellectual property and as such revenue is recognised on a straight-line basis.

Regarding profit share revenue recognition, management exercises its judgement to determine an estimate of the profit share directly attributable to the financial year and recognises this in the period it is earned.

Technical certifications provided by World Athletics are performed at a point in time with a certification duration of three or five years, regarding sportive infrastructures. Revenue generated from technical certifications is recognised at a point in time when the technical certification is provided.

The performance obligations have been determined for each contract and the revenue recognition method for each contract has been determined accordingly with IFRS 15 principles.

I. Operating Expenses

Total expenses are the gross outflow of economic benefits that arise from the ordinary activity of organising an event as well as from World Athletics administrative activities.

Total expenses consist primarily of the following items: contributions to member federations, anti-doping integrity unit, event expenses (direct event expenses, broadcast and media, marketing, promotion,

publications, hospitality and other event expenses, information technology, employee salaries and benefits, depreciation and amortisation of non-current assets).

Expenditure relating to future events is deferred and recognised in the consolidated income statement when the event takes place.

J. Financial Income And Expenses

The financial income and financial expenses positions include the following:

- financial income, consisting of interest income from interest-bearing assets, as well as realised and unrealised foreign exchange gains.
- financial expenses comprising realised and unrealised foreign exchange losses as well as bank charges and any interest costs.

K. Financial Risk Management

The Association's overall risk management programme focuses on the unpredictability of the financial markets and seeks to minimise any potential adverse effects on the Association's financial performance.

The Management Board provides principles for the overall management of risks such as foreign exchange risk, credit risk and liquidity risk.

(a) Foreign exchange risk

The Association operates internationally and is exposed to foreign exchange risk arising from transactions denominated in currencies other than the United States Dollar, which is the functional and presentation currency of the Association.

Operating income/expenses and the cash flows of the Association are affected by exchange rate fluctuations, principally between the Euro and the US Dollar. The Association estimates that the impact in absolute

terms of a 10% increase or decrease in this rate on its operating income for the year ended 31 December 2019 would not have been material.

During the periods presented, the Association did not engage in any hedging operations.

(b) Credit risk

Credit risk is managed on an Association-wide basis. Credit risk arises from cash and cash equivalents, and deposits with banks and financial institutions, as well as credit exposure to customers, including outstanding receivables and committed transactions. The credit risk on receivables is highly mitigated by the quality of the client.

Credit risk linked to cash, deposits and current financial instruments is not material given the quality of the co-contracting financial institutions.

(c) Liquidity risk

Management monitors rolling forecasts of the Association's liquidity requirements on a quarterly basis to ensure it has enough cash available to meet its operational needs. Expenditure trends are balanced with committed revenues to ensure adequate liquidity is maintained.

World Athletics benefits from long term commercial and broadcast contracts that provide flexibility in managing operational cash needs. In addition, the Olympic Dividend received every four years allows the Association to smoothen its long-term expenditure patterns.

As a result of Covid-19, the Tokyo 2020 Olympic Dividend has already been delayed and could be further delayed, curtailed or cancelled.

To safeguard against the financial impact arising from Covid-19, management has conducted a detailed review of activities that have slowed down during this time and are rationalising expenditures to balance the reduced activity. The future of Covid-19 remains

highly uncertain, however, should Covid-19 result in the cancellation of the Tokyo 2020 Olympics more significant rationalisation of expenditures would be required unless further income or other sources of liquidity were identified.

L. Going Concern

The Council of World Athletics, having made appropriate enquiries, consider that adequate resources exist for the Group to continue in operational existence for the foreseeable future and that, therefore, it is appropriate to adopt the going concern basis in preparing the consolidated financial statements for the year ended 31 December 2019. As part of the going concern assessment the Council considered the sufficiency of the group's liquidity resources.

M. Accounting Policy

The retirement benefit obligations concerns Monaco employees. Under legislation in Monaco, the Association is required to provide a pension based on legal requirements, or, on the collective labour agreement requirements if these ones are more advantageous than legal. Regarding Monaco employees, pension is computed on the last 12 months gross remuneration, excluding bonuses and other complementary remuneration. The liability which is paid once upon the retirement of the employee and is recognised in the balance sheet in respect of defined benefit pension plans. This is the present value of the defined benefit obligation at the end of the reporting period. The defined benefit obligation is calculated each year using the projected unit credit method. The present value of the defined benefit obligation is determined by discounting the estimated future cash outflows using interest rates of high-quality corporate bonds that are denominated in the currency in which the benefits will be paid, and that have terms approximating to the terms of the related obligation.

The net interest cost is calculated by applying the discount rate to the net balance of the defined benefit obligation. This cost is included in employee benefit expense in the statement of profit or loss.

Remeasurement gains and losses arising from experience adjustments and changes in actuarial assumptions are recognised in the period in which they occur, directly in other comprehensive income. They are included in retained earnings in the statement of changes in equity and in the balance sheet.

N. Critical Accounting Estimates And Judgment

The preparation of financial statements requires the use of accounting estimates which, by definition, will seldom equal the actual results. Management also needs to exercise judgement in applying the Association's accounting policies.

This note provides an overview of the areas that involved a higher degree of judgement or complexity, and of items which are more likely to be materially adjusted due to estimates and assumptions turning out to be wrong. Detailed information about each of these estimates and judgements is included in other notes together with information about the basis of calculation for each affected line item in the financial statements.

- Estimation of post-employment benefits and other employee benefits. The Association has obligations to pay certain pension benefits to certain employees. The cost of these benefits and the present value depend on several factors including salary increases and discount rates. Management estimates these factors in determining the net pension obligations (see note 16).
- Television rights and commercial rights performance obligations. Management uses its judgement to determine the unique performance obligation, which is defined as the right to access intellectual property.
- Profit share expectation for the year end accrual. Management exercises its judgement to determine an estimate of the profit share directly attributable to the financial year and when the recognition criteria has been met.
- Value in kind amount for year included in income. Management are required to estimate the fair value of any value in kind goods or services received during the period and record these amounts as income and expenses. Determining fair value requires management to exercise significant judgement. In the event fair value cannot be reasonably estimated, no value is recognised
- Consolidation perimeter regarding Diamond League AG, a Swiss based company, owned 35.2% by World Athletics. World Athletics has determined that they do not have control on this entity, with World Athletics being the single largest shareholder with 35.2%, and 14 other shareholders owning the balance 64.8%. Based on historical decision processes and ownership structure, World Athletics demonstrated that decisions have always been taken unanimously and without control being exercised by World Athletics, even in day-to-day operations.
- The operational impact and financial implications of the ongoing coronavirus pandemic are as yet undeterminable.

Notes to the consolidated statement of comprehensive income

1. Adoption Of IFRS To The Consolidated Financial Statements

A) OBJECTIVE

The objective of IFRS is to ensure that an entity's first IFRS financial statements contain high quality information that:

1. is transparent for users and comparable over all periods presented;
2. provides a suitable starting point for accounting in accordance with International Financial Reporting Standards (IFRS); and
3. can be generated at a cost that does not exceed the benefits.

B) DESCRIPTION

The Association has adopted IFRS effective for its annual consolidated financial statements beginning 1 January 2018. These consolidated financial statements are the Association's first annual consolidated financial statements prepared in accordance with IFRS. For all periods up to and including the fiscal year ended 31 December 2017, the Association prepared its consolidated financial statements in accordance with previous IAAF Accounting policies.

This note explains how the transition from previous World Athletics Accounting policies to IFRS affected the Association's reported equity as at 1 January 2018 and 31 December 2018, as well as statement of comprehensive income, statement of other comprehensive income and cash flows for the fiscal year ended 31 December 2018. References to World Athletics Accounting policies in this note refer to previous World Athletics Accounting policies applicable to the Association for reporting periods up to and including the fiscal year ended 31 December 2017.

These historical accounting policies were designed to meet management reporting requirements and simplified certain areas of accounting and disclosure.

IFRS 1, First-time Adoption of International Financial Reporting Standards, requires a first-time adopter to retrospectively apply all IFRS effective as at the end of its first annual reporting period (31 December 2019 for the Association). IFRS 1 also provides a first-time adopter certain optional exemption and requires certain mandatory exemptions from full retrospective application. Most of these exemptions, if elected or mandatory, must be applied as at the beginning of the required comparative period (the transition date). The Association transition date to IFRS is 1 January 2018.

C) EXEMPTIONS FROM FULL RETROSPECTIVE APPLICATION OF IFRS

The mandatory exceptions cover areas in which retrospective application of the IFRS requirements is considered inappropriate.

In accordance with the mandatory exemptions from retrospective application of IFRS, the consolidated statement of financial position as at 1 January 2018 do not reflect all estimates, unless the bases adopted are not compliant with IFRS, and any application of IFRS 9, Financial Instruments. This includes classification and measurement of financial assets and the impairment of financial assets requirements.

The optional exemptions cover standards for which the IASB considers that retrospective application could prove too difficult or could result in a cost likely to exceed any benefits to users.

Under IFRS 1, the Association elected to apply the following optional exemptions in preparing its opening statement of financial position as at the transition date.

1. Leases – The Association elected to apply IFRS prospectively for leases from the date of application of IFRS 16 on 1 January 2018.
2. Customer contracts – a first-time adopter is not required to restate contracts that were completed before the earliest period presented.
3. Retirement benefits – The Association elected to disclose the defined benefit obligations, deficit, and experience adjustments on retirement benefit liabilities prospectively from the date of transition, progressively building the data to present the four years of comparative information required under IFRS.



RECONCILIATIONS OF EQUITY AND NET INCOME FROM IAAF GAAP TO IFRS

The following reconciliations illustrate the measurement and recognition differences in restating equity and net income reported under previous IAAF Accounting policies to IFRS for the dates and period indicated.

In k USD	Note	General & reserve funds 01/01/2018	Result 2018	Reserve funds and Other reserves	General & reserve funds 31/12/2018
World Athletics GAAP		64 802	(19 555)	-	45 247
Pension benefits		(1 078)	(19)	(9)	(1 105)
IFRS 15 first application - net of taxes	1	10 486	(7 292)	-	3 195
IFRS 16 first application - net of taxes	2	(136)	(119)	-	(255)
Other items	3	(300)	(625)	-	(925)
IFRS standards		73 775	(27 609)	(9)	46 158

The following reconciliations illustrate the reclassifications and restatements from previous IAAF Accounting policies to IFRS to the opening statement of financial position and to the statement of income for the fiscal year ended 31 December 2018.

RESTATEMENTS TO THE BALANCE SHEET AT PERIOD OPENING 1 JANUARY 2018

in k USD	31 Dec 2017	IFRS 15	IFRS 16	Pensions	Other	01 Jan 2018
Assets						
Intangible assets	-					-
Property, plant & equipment	4 141		3 449			7 590
Long term financial assets	-				108	108
Investments in equity-accounted investees	269					269
Non-current assets	4 411	-	3 449	-	108	7 967
Trade receivables	280					280
Prepayments & tax receivables	1 340					1 340
Other receivables	8 968				(408)	8 560
Contract assets	-	8 396				8 396
Cash and cash equivalents	62 786					62 786
Current assets	73 375	8 396	-	-	(408)	81 363
Total assets	77 785	8 396	3 449	-	(300)	89 331
Reserve Fund	10 000					10 000
General Fund	74 832	10 486	(136)	(1 078)	(300)	83 805
Loss for the year	(20 030)					(20 030)
Total equity & reserves (general funds)	64 802	10 486	(136)	(1 078)	(300)	73 775
Liabilities						
Trade payables	2 796					2 796
Other payables and accrued expenses	8 040					8 040
Financial liabilities	-		287			287
Deferred income	691	(691)				-
Current liabilities	11 526	(691)	287	-	-	11 122
Provisions	-			1 078		1 078
Financial liabilities	-		3 298			3 298
Deferred income	1 457	(1 399)				58
Non-current liabilities	1 457	(1 399)	3 298	1 078	-	4 434
Total liabilities	12 984	(2 090)	3 585	1 078	-	15 556
Total liabilities and reserves	77 785	8 396	3 449	-	(300)	89 331



RESTATEMENTS TO THE BALANCE SHEET AT PERIOD ENDING 31 DECEMBER 2018

in k USD	31 Dec 2018 as previously reported	IFRS 15	IFRS 16	Pensions	Other	31 Dec 2018 restated
Assets						
Intangible assets	-				172	172
Property, plant & equipment	4 227		3 300			7 527
Long term financial assets	-				108	108
investments in equity-accounted investees	472				(300)	172
Non-current assets	4 698	-	3 300	-	(20)	7 979
Trade receivables	332					332
Prepayments & tax receivables	1 733				(797)	936
Other receivables	1 934				(108)	1 827
Contract assets	-	4 550				4 550
Cash and cash equivalents	50 820					50 820
Current assets	54 820	4 550	-	-	(905)	58 465
Total assets	59 519	4 550	3 300	-	(925)	66 445
Reserve Fund	10 000					10 000
General Fund	54 802	10 486	(136)	(1 086)	(300)	63 766
Loss for the year	(19 555)	(7 292)	(119)	(19)	(625)	(27 609)
Total equity & reserves (general funds)	45 248	3 195	(255)	(1 105)	(925)	46 158
Liabilities						
Trade payables	2 656					2 656
Other payables and accrued expenses	9 141					9 141
Financial liabilities	-		271			271
Deferred income	557	(557)				-
Current liabilities	12 353	(557)	271	-	-	12 067
Provisions	-			1 105		1 105
Financial liabilities	-		3 285			3 285
Deferred income	1 919	1 912				3 831
Non-current liabilities	1 919	1 912	3 285	1 105	-	8 220
Total liabilities	14 272	1 355	3 556	1 105	-	20 288
Total liabilities and reserves	59 520	4 550	3 300	(0)	(925)	66 445



RESTATEMENTS TO THE STATEMENT OF COMPREHENSIVE INCOME AT 31 DECEMBER 2018

in k USD	2018	IFRS 15	IFRS 16	Pensions	Other	2018 IFRS
Revenue						
Television Rights & Sponsorship	44 762	(2 360)				42 402
Other revenue	2 749	58				2 807
Total revenue	47 511	(2 302)	-	-	-	45 210

Expenses						
Competition & Events	28 246	4 990			625	33 861
Grants & Development	14 586					14 586
Legal and Compliance	15 729					15 729
Administration	8 279		4	2		8 286
Total expenses	66 840	4 990	4	2	625	72 462

Operating Profit (Loss)	(19 329)	(7 292)	(4)	(2)	(625)	(27 252)
Financial Income	505					505
Financial Expenses	(634)		(115)	(16)		(765)
Financial Result (Loss)	(128)	-	(115)	(16)	-	(259)
Share of (loss)/profit on investment in equity	(98)					(98)
Loss for the year	(19 555)	(7 292)	(119)	(19)	(625)	(27 609)

The following items explain the most significant restatements to equity and net income resulting from the change in accounting policies upon adoption of IFRS.

1. IFRS 15 REVENUE FROM CONTRACTS WITH CUSTOMERS

in k USD	General & reserve funds 01/01/2018	Result 2018	Reserve funds and Other reserves	General & reserve funds 31/12/2018
IFRS 15 - Certification - Deferred revenue	2 090	58	-	2 148
IFRS 15 - Profit Share opening impact	8 396	(8 396)	-	-
IFRS 15 - Profit Share FY18 impact	-	4 550	-	4 550
IFRS 15 - VIK (\$6 232k), no impact on P&L	-	-	-	-
IFRS 15 – Broadcast rights	-	(3 503)		(3 503)
IFRS 15 standards application impacts	10 486	(7 292)	-	3 195

RECOGNITION OF BROADCAST RIGHTS AND COMMERCIAL RIGHTS:

Broadcast Rights and Commercial rights are described earlier in the financial statements. Application of IFRS 15 on this stream led to a change of recognition of the profit-sharing portion, which is applicable to our commercial rights contract. Previously, profit share was recognised when confirmed and paid by the third party, which was not on an annual basis. However, five steps approach led to identify one performance obligation, which is reached every year, based on the surplus realised each year by the event related to these rights. Thus, profit sharing is now recognised on a yearly basis, based on excess profit performed during the dedicated year in the context of the variable consideration constraint.

This new recognition scheme led to the recognition of a contract asset as of 1 January 2018 of \$8 396k (counterpart retained earnings), which was fully reversed and paid during the 2018 financial year and also of the recognition of \$4 550k regarding 2018 profit share portion.

VALUE IN-KIND:

Also included in commercial rights contract, a value in kind contribution is disclosed. Value in kind in the form of products and services supplied by sponsors for use in events which had not recognised as income or expenditure in the income and expenditure statement. Commissions on value in kind due to the Federation's marketing partner were accounted for based on the value of in-kind contribution.

Application of IFRS 15 led to the recognition of this value in kind as other income, and expenditure for the goods and services received by World Athletics. The new recognition approach does not impact opening equity (gross up of income and expense of \$6 232k) and only impacts the gross presentation in the income and expenditure statement.

OTHER REVENUE – WORLD ATHLETICS CERTIFICATION SYSTEM:

Certification system led in previous financial statements to the recognition of deferred income. Indeed, the certifications provided by World Athletics are performed at a point in time with a certification duration of three or five years. Revenue recognition was based on the certification duration. This postponed portion was treated as deferred income, even if the performance obligation was reached at the delivery of certification. Application of IFRS 15 five steps approach led to the recognition at a point in time for this revenue.

This new recognition approach led to an impact within the equity as of the transition date of \$2 090k (counterpart reduction of the deferred income, corresponding to postponed portion as of January 1st, 2018) and of a 2018 financial year impact of \$58k complementary revenue.



2. IFRS 16 LEASES

Impacts of IFRS 16 leases are described in Note 11.

Here is a summary of the recognition of asset (right of use) and financial liabilities. Four leases are considered:

Lease #	Description	Monthly rentals k USD	Contract start date	Contract end date
1	Monaco headquarters	19	01/01/2017	31/03/2030
2	Corporate accommodation	8	01/12/2018	30/11/2021
3	Corporate accommodation	2	01/01/2017	31/12/2022
4	World Athletics archives	1	01/01/2017	31/12/2029

The lease for HQ Monaco can be extended for an additional 15 years after 2030.

Amounts recognised in the balance sheet (in k USD)	2019	2018	2017
Right of use assets	2 923	3 300	3 449
Lease liabilities	3 287	3 556	3 585

Amounts recognised in the statement of profit & loss (in k USD)	2019	2018	2017
Depreciation charge of right of use of assets	(380)	(291)	(296)
Interest expense	(106)	(115)	(130)

The following table represents a reconciliation of the operating lease commitments as of 31 December 2017 and the lease liability recognised as at 1 January 2018:

in k USD	
Operating lease commitments disclosed as at 31 December 2017	3 014
Add/(less): adjustments as a result of a different treatment of extension and termination options	571
Total	3 585

These liabilities were measured at the present value of the remaining lease payments, discounted using the lessee's borrowing rate applicable to each contract as of 1 January 2019. The rate related to the most significant contract (HQ Monaco) applied on 1 January 2019 was 3,71%.

3. OTHER

These adjustments primarily relate to assets recognised under previous accounting policies that do not meet the requirements of IFRS and which have therefore been charged in the period incurred.

2. Revenue From Broadcast Rights And Sponsorship Rights

in k USD	2019	2018 Restated
Broadcast Rights	14 725	14 725
Commercial Rights	18 000	18 138
Commercial Rights (Profit share)	4 794	4 550
Value in kind	6 336	4 990
Total revenue from Broadcast Rights and Commercial Rights	43 855	42 402

3. Other Revenue From Activities

in k USD	2019	2018
Court of Arbitration for Sport refund	274	-
Russian Athletics Federation reimbursement	3 378	-
International Olympic Committee contribution for Regional Development Centres	250	250
World Athletics certification system	1 831	1 337
Athletics Integrity Unit - Road Label Race	1 001	-
Other income	555	1 221
Total revenue from other activities	7 289	2 807

Other revenue includes monies received across a host of miscellaneous areas; the largest portion for 2019 pertains to a reimbursement for Legal and Task Force related costs arising from the suspension of the Russian Athletics Federation.

Certification income pertains to monies received from across the globe where World Athletics assists in defining and measuring standards for tracks and equipment used in athletics events.

In November 2019, World Athletics announced that \$2.5m had been made available for the 2020 Road Running Integrity Programme with contributions coming from 165 Label races, Athlete Representatives (managers) and athletes. The dedicated programme includes greatly expanded out-of-competition testing of a pool of 300 professional road runners, intelligence and investigations initiatives, and education of athletes and support personnel.

4. Competition & Events

in k USD	2019	2018
World Championships	3 393	9 882
Diamond League	4 551	4 555
IAAF Challenge & Permit	1 265	1 298
Other expenses (Competition & Events)	1 027	1 480
International Organisation support	260	313
Staff costs and consultants	2 291	2 128
Competition & Events	12 787	19 655
Value in kind commissions	7 052	5 769
Information technology	2 961	2 435
Broadcasting	1 699	1 475
Marketing	789	665
Commercial partnerships	486	504
Communication & publications	3 145	2 882
Health & science	627	476
Total Competition & Events	29 546	33 861

This includes spend on our World Athletics Series (WAS) events and includes costs for departments that work most closely with our event cycle.

Our WAS events are held on a bi-annual basis. During 2018 we had five WAS events and three during 2019. This explains the reduction in overall event-related spend for 2019. During 2019, we hosted our World Championships in Doha.

This total includes our annual spend towards the support we offer to the Diamond League AG (“DLAG”). We are the single largest shareholder in DLAG, and this contribution has been consistent over the past ten years.

Also included above is the support we offer to the Continental circuit, World Indoor Tour, Combined Events Challenge, Race Walking Challenge and the Hammer Throw Challenge.

Expenses for other departments listed above are consistent between 2018 and 2019 and there are no significant items to report.

5. Grants & Development

in k USD	2019	2018
Regional Development Centre Operations (a)	2 386	2 416
Education	66	301
Publications (NSA)	0	14
Other items	691	314
Staff costs	1 225	1 101
Area Administration grant (b)	1 450	1 450
Competition grant (c)	2 781	2 532
Member Federation grant (d)	1 740	1 705
Athletics Olympic dividend (e)	4 799	4 530
Continental programme, exceptional support & tracks	247	223
Total Grants & Developments	15 385	14 586

This includes World Athletics spend on the Development of the sport and the support that we offer to our Areas and Member Federations. These amounts are consistent between 2018 and 2019 and there has been no significant change in the manner in which we make these disbursements.

Regional Development Centres (a): The World Athletics Development Programme has evolved from a centralised to a decentralised concept. The Area Associations are considered best placed to determine development policy in their respective regions.

The long-term vision of the Decentralised Development Cooperation includes but is not limited to:

- Competent key players in athletics
- Increased participation in athletics
- Engaged athletics community
- Adequate infrastructure for athletics
- Effective/efficient administration of athletics

Area Administration Grants (b) are paid annually to assist Area Associations to operate and include:

- Maintaining a permanent office as HQ
- Defraying costs of rent, utilities, internet, telephone, website, office supplies, staff salaries, institutional meetings etc.

Competition Grants (c) are paid annually to support the organisation and delivery of competitions at a Continental level including:

- Regional and International Competitions
- Area Championships

Member Federation Grants (d) are paid annually to ensure the MF can function, meet its basic membership obligations and maintain good standing status. It covers:

- Administration of MF (including office and communication equipment)
- Organisation of Championships (national championships)
- Travel to competitions/training camps
- Clothing and equipment spend

Athletics Olympic dividend (e) is a project-based grant designed to provide tailored support to meet Member Federation's individual long-term strategic development needs and broadly supports delivery of the following objectives:

- Build new or improve facilities including maintenance
- Provide education and training
- Provide equipment
- Support structural/organisational changes within the MF in line with good governance
- Support development and delivery of competitions
- Support athletes (training, competition, talent ID)
- Support youth and grassroots projects (mass participation and school projects)



6. Legal & Compliance

in k USD	2019	2018
Congress	430	-
World Athletics Council and Executive Board	1 514	1 498
World Athletics committees	64	76
World Athletics commissions	272	286
World Athletics Independent Ethics board	400	1 255
World Athletics advisory Associations	21	68
World Athletics awards, forums & roadshows	810	1 593
International Associations meetings	158	227
Staff costs	459	434
Governance	4 128	5 437
Athletics Integrity Unit	8 316	8 645
Legal	2 409	1 647
Total Legal & Compliance	14 853	15 729

This includes World Athletics spend on Governance activities, Legal & Regulatory spend and spend associated with the Athletics Integrity Unit (AIU).

This spend between 2018 and 2019 is relatively similar and shows our continued focus on making our sport more transparent. This total includes the spend on our bi-annual Congress that was held in 2019 and spend associated with our governing Council and Executive Board.

The AIU is an independent body created by World Athletics that manages all integrity issues – both doping and non-doping – for the sport of athletics. Their annual budget is approved by the World Athletics Executive Board. These cases were reviewed by the Ethics Board in the past which explains the significant reduction in expenses for the Ethics Board from 2018 to 2019.

The increased Legal spend in 2019 is coming primarily from increased litigation costs incurred during the year.

7. Administration

in k USD	2019	2018
Administration	6 342	6 657
Amortisation	1 063	955
Heritage	646	673
Total Administration	8 051	8 286

This includes spend for our administrative departments such as Finance, HR, and Heritage along with their associated staff costs. Expenses such as audit fees, rentals, telephony, travel, and translation are all included here.

This number has remained consistent between 2018 and 2019 and demonstrates our ongoing efforts to continue to maximise our spend on the growth of athletics and keep our administrative spend at a minimum.

8. Financial Income

in k USD	2019	2018
Foreign exchange	225	414
Interests	175	91
Financial income	400	505

This includes our financial incomes during the year primarily related to the multi-currency impacts from our business operations.

9. Financial Expenses

in k USD	2019	2018 Restated
Foreign exchange	604	271
Bank charges	321	362
Interest expense	128	115
Post-employment benefit obligations	17	16
Financial expenses	1 070	765

This includes the financial and bank charges incurred during the year.

10. Investments In Equity

in k USD	2019	2018 Restated
Significant influence		
Carrying amount as at January 1st	172	269
Share of profit / (loss) on investment in equity	(63)	(98)
Investments in equity as at December 31st	109	172

Investments in equity is related to Diamond League AG, a Swiss company, owned partly by World Athletics (35.2%) and to World Athletics Productions Ltd partly owned by World Athletics (50%).

Furthermore, World Athletics holds a 6% investment in Nitro Athletics Australia which is held at nil value.

in k USD	World Athletics Productions Ltd	Diamond League AG
Current Assets	5 094	379
Current Liabilities	4 769	142
Revenue	15 223	10 844
Profit/(loss)	453	(252)



Notes to the consolidated balance sheet

11. Property, Plant & Equipment

The Right of Use of assets detailed below predominantly relates to leased offices premises.

Property, plant, and equipment break down as follows:

in k USD	Office furniture & equipment	Computer equipment	Leasehold improvements	Motor cars	Right of use asset	Total
Cost						
Balance as at 31 December 2017 - as previously reported	514	1 312	4 119	82	-	6 027
Right of use - IFRS 16					3 745	3 745
Balance as at 1 January 2018 - as restated	514	1 312	4 119	82	3 745	9 772
Additions	86	276	388	-	142	892
Balance as at 31 December 2018	600	1 588	4 508	82	3 887	10 664
Additions	20	70	16	-	-	106
Balance as at 31 December 2019	620	1 657	4 523	82	3 887	10 770

Accumulated depreciation						
Balance as at 31 December 2017 - as previously reported	142	778	897	70	-	1 886
Right of use IFRS 16					296	296
Balance as at 1 January 2018 - as restated	142	778	897	70	296	2 182
Depreciation	53	220	378	13	291	955
Balance as at 31 December 2018	195	998	1 275	82	586	3 137
Depreciation	62	224	397	-	380	1 063
Balance as at 31 December 2019	257	1 222	1 672	82	966	4 199
Net carrying amount						
As at 31 December 2018	405	589	3 233	0	3 300	7 527
AS at 31 December 2019	363	435	2 852	0	2 921	6 571

12. Trade Receivables And Other Receivables

	31 Dec 2019			31 Dec 2018	31 Dec 2017
In k USD	Gross	Provision	Net	Net	Net
Trade receivables	728	232	496	332	280
Trade receivables	728	232	496	332	280

	31 Dec 2019			31 Dec 2018	31 Dec 2017
In k USD	Gross	Provision	Net	Net	Net
Receivables from directors	2	-	2	2	3
Other receivables	8 662	715	7 948	1 824	8 557
Other receivables & current assets	8 664	715	7 950	1 827	8 560
Prepayments	404	-	404	250	578
Tax receivables (VAT)	666	-	666	687	762
Prepayments & tax receivables	1 070	-	1 070	936	1 340

Trade receivables and other receivables that are not yet due are not considered impaired. The main reason for the increase in other receivables during 2019 is on account of \$5 010k to be received from Doha for hosting our World Championships in 2019. In addition, prepayments of \$735k for our 2020 Road Running Integrity Programme and \$525k received as advance for Tokyo 2020 tickets are included here.

Allowances for doubtful accounts amounted to \$947k in 2019 compared to \$1 467k in 2018. The reduction of \$520k relates to reversal of a provision for the Russian Athletics Federation that was collected during the year.

13. Contract Assets

in k USD	31 Dec 2019	31 Dec 2018
Commercial Rights Profit Share	9 344	4 550
Total Contract Assets	9 344	4 550

Contract assets correspond to receivable related to the Commercial Rights profit share. The amount of \$9 344k is related to the profit share revenue earned for the period 2018-2019. As of 31 December 2018, the balance was \$4 550k which corresponds to the estimate that was communicated by our Commercial Rights partner.

14. Cash & Cash Equivalents

At 31 December 2019, this item comprised cash at bank for \$34 302k. There are no short-term investments. Cash and cash equivalents break down as follows:

in k USD	31 Dec 2019	31 Dec 2018	31 Dec 2017
US Dollars	33 105	49 016	61 275
Other currencies	1 184	1 791	1 499
Deposit and current accounts	34 289	50 807	62 774
US Dollars	1	1	-
Other currencies	12	12	12
Cash on hand	13	13	12
Total cash & cash equivalents	34 302	50 820	62 786

15. Equity

The change in equity from 2018 to 2019 is on account of net loss of \$17 424k.

16. Post-Employment Benefit And Similar Obligations

in k USD	Post-employment benefit obligations
Balance as at 1 January 2018 - restated	1 078
Operating costs	2
Financial expense	16
Other comprehensive expense	9
Balance as at 31 December 2018	1 105
Operating costs	109
Financial expense	17
Other comprehensive expense	(130)
Balance as at 31 December 2019	1 102

The significant actuarial assumptions were as follows:

- Assumptions regarding future mortality are set based on actuarial advice in accordance with published statistics and experience in the region. These assumptions translate into an average life expectancy in years for a pensioner retiring the ages of 67.
- Probability of departure before retirement age for current employees.
- Financial discount rate of 1.55% and salary increase rate of 5.01% for the pension obligation as of 31 December 2018.
- Financial discount rate of 0.75% and salary increase rate of 5.01% for the pension obligation as of 31 December 2019.

17. Financial Liabilities Current & Non Current

in k USD	31 Dec 2019	31 Dec 2018
Current financial liabilities	282	271
Non-current financial liabilities	3 003	3 285
Total lease liabilities	3 285	3 556

The Financial liabilities balance as shown above is comprised of lease liabilities under IFRS 16. Of the total payable of \$3 285k, amount due in the next 12 months \$282k; amount due between one and five years is \$1 115k and amount due in more than five years is \$1 888k.

18. Trade Payables

in k USD	31 Dec 2019	31 Dec 2018	31 Dec 2017
Trade payables	4 483	2 656	2 796
Trade payables	4 483	2 656	2 796

Trade Payables include dues for regular operating expenses incurred by the Association. Other amounts include regular trade payables across consultants, travel, and technology.

19. Other Payables & Accrued Expenses

in k USD	31 Dec 2019	31 Dec 2018	31 Dec 2017
Payable to directors	57	13	568
Other payables	16 070	8 223	6 502

in k USD	31 Dec 2019	31 Dec 2018	31 Dec 2017
Accrued expenses	1 010	904	854
Tax payables	1	-	116
Trade payables	17 138	9 141	8 040

Other payables are significantly higher in 2019 and correspond to an amount of \$7 744k payable as prize money to athletes for Doha World Championships. This amount has been subsequently paid during 2020.



Other Disclosures

20. Financial Risk Management

The different types of financial risks and their impacts are detailed in note K of this document.

21. Commitments Given, Contingent Liabilities And Off-Balance Sheet Events

There are no additional commitments, contingent liabilities and off-balance sheet events that Management is aware of and need to be disclosed separately.

22. Post Balance Sheet Events

On 11 March 2020, the World Health Organisation declared that the outbreak of Covid-19 represents a pandemic. This is considered to represent a non-adjusting post balance sheet event. Accordingly, the financial position and results of operations as of and for the year ended 31 December 2019 have not been adjusted to reflect their impact.

Consequently, a number of sporting events on our calendar have been postponed. At present no World Athletics Series events have been cancelled and we are confident that costs incurred to date in relation to future events remain recoverable when events are rescheduled.

The Association continues to have long-term revenue commitments and has sufficient cash and reserves to continue with day-to-day operations and to meet future liabilities as they come due. Refer to Liquidity and Going Concern sections on page 89 for further details.

23. Related Parties

Under IFRS guidelines, the following are treated as related parties: Executive Board Members, Council Members, President, Chief Executive Officer, Diamond League and World Athletics Productions Ltd. The table below includes amounts paid to related parties during the year.

in k USD	31 Dec 2019
Executive Board, Council Members, President and Chief Executive Officer	1 100
Allowances	1 049
Other benefits (housing)	9
Other long-term benefits (retirement)	41

Amounts paid to World Athletics Productions Ltd. during 2019 were \$1 118k primarily on account of salary reimbursements and office costs. As on 31 December 2019 amount due to World Athletics Productions Ltd. was \$150k

Amounts paid to Diamond League during 2019 were \$4 551k primarily to cover costs in relation to Diamond meets organisation. As on 31 December 2019 amount due to Diamond League was \$0.

In 2019, World Athletics has recorded an amount of \$157k payable to the Complete Leisure Association, for services and workspace of an executive assistant to the President during time spent in London in connection with World Athletics business, provided at cost pursuant to a secondment agreement.



Appendix B – World Athletics 2019 Remuneration Policy

World Athletics position	Remuneration and expenses
Executive Board (EB) (base fee for all members including President and Vice-Presidents)	USD 22,500 per annum
Chair of EB Committee (supplementary fee)	USD 2,500 per annum
President	USD 250,000 per annum (plus EB base fee above)
Council (all members, including EB members)	Per diem of USD 300 per day, plus allowance of USD 6,000 per annum (except for Area Presidents where the allowance is USD 3,000 due to the additional allowance) Travel, meals and accommodation provided by World Athletics (travel based on business class airfare plus per diem for each day (12 hours) of travel)
Council (Area Presidents)	Per diem of USD 300 per day, plus allowance of USD 3,000 per annum and: <ul style="list-style-type: none"> • USD 12,000 per annum (if lives in the same city as Area HQ) • USD 18,000 per annum (if does not live in the same city as Area HQ)
Commissions (members other than Council Members)	Per diem of USD 50 per day Travel, meals and accommodation covered
Working Groups (members other than Council Members)	Per diem of USD 50 per day Travel, meals and accommodation covered
AIU Board members (independent members and supplementary fee for Council Member)	USD 15,000 per annum
AIU Board Chair	USD 25,000 per annum

Appendix C – Athletics Olympic Dividend grant case studies

Mauritius Athletics Association



AIM:

Development of national athletics structures

OBJECTIVES:

1. Increase the number of CECS qualified level I coaches
2. Increase the number of NTOs through delivery of the TOECS
3. Deliver training for selected talented athletes
4. Deliver Kids' Athletics in more than 250 schools nationwide

KEY PERFORMANCE INDICATORS:

1. Number of CECS Level I qualified coaches
2. Progress of athletes (based on previous personal bests)
3. Number of schools and pupils reached through Kids' Athletics

In the course of this four-year project seven regional training centres were opened in Mauritius. A key aim of these centres was to provide the facilities and infrastructure to support the development of athletes, coaches, technical officials and administrative assistants. The AOD investment was used to provide new and additional equipment at the centres, as well as to support delivery of a training and competition programme for selected athletes and a full

programme of courses and activities for coaches, officials and administrators. In addition, the AOD grant was also used to increase the number of schools involved in Kids' Athletics.

Some of the outcomes achieved following the four-years of AOD investment include:

- Athletes training at the centres have demonstrated improved levels of performance and a number have achieved selection for the national team. The successful progression of athletes is thought to be due to the training at the centres as well as the regular competitions that are now organised among the centres where the selected athletes compete against each other and athletes from the other islands of the Indian Ocean.
- CECS Level I and TOECS courses were organised which led to an increase in the number of qualified coaches and officials in Mauritius and helped to ensure an improved quality of delivery and experience for the athletes, particularly in the U12 to U18 categories.
- 251 schools participated in the Kids' Athletics programme. As part of this programme talented athletes were identified in the U12, U14, U16 and U18 age categories to participate in the national competitions sponsored by the Bank of Mauritius.

Palestine Athletic Federation



AIM:

To increase the awareness of athletics in Palestine and to develop a competition system

OBJECTIVES:

1. To increase the number of qualified coaches and officials through delivery of three CECS & TOECS courses per year
2. To support the progression of talented athletes through the organisation of an annual training camp
3. To increase levels of participation of active athletes through the delivery of new competition opportunities
4. To establish a cooperation with educational institutions to deliver joint activities by the end of the project

KEY PERFORMANCE INDICATORS:

1. Number of coaches and referees
2. Good working relationship with Ministry of Education to promote the dissemination of athletics
3. Participation levels of female athletes
4. Improved performances in regional and international competitions (number of personal bests)

This two-year project and AOD investment enabled the Federation to develop their technical, administrative and organisational capabilities. The AOD grant was

also used to organise new national and age group competitions and to develop and deliver a talent identification programme.

The AOD grant supported the achievement of the following outcomes:

- TOECS and CECS Level I Courses were organised resulting in an increased number of qualified coaches and officials.
- The Federation contracted a foreign athletics coach to train the Palestinian team to deliver specialised training which has led to increased performance levels.
- New competitions such as the annual Half Marathon Championships and the Kids' Athletics Festival were introduced supporting increased levels of athletics participation and engagement.
- By the end of the project in 2019, the overall number of active athletes in Palestine rose to 2,000 and the number of female athletes rose from 12 in 2018 to 70 (in the U20 and senior category). Development of female athletes was further supported through the delivery of a female only training camp in 2019.
- A partnership was established with the Ministry of Education and a talent identification programme was implemented with support and investment from the Ministry. The Federation also partnered with universities to organise University Championships for both sexes.

Belarus Athletic Federation



AIM:

Athletics talent identification in the Republic of Belarus and training in specialised educational institutions

OBJECTIVES:

1. To promote athletics in schools
2. To engage children across the country, specifically in the rural villages, in athletics and provide opportunities for sustained and competitive participation
3. To identify and select talented children for the Academy of Athletics

KEY PERFORMANCE INDICATORS:

1. Number of children involved in athletics
2. Number and level of interest of children in villages participating in athletics
3. Number of students studying at the talent Academy under the supervision of experienced coaches

The “300 talents for the Queen” project was initiated in 2015 with the support of the Ministry of Education and the Ministry of Sports and Tourism of the Republic of Belarus. On an annual basis it consists of four stages:

- Stage 1: testing the physical ability of children in schools under the guidance of teachers and identifying and selecting the best in each region

- Stage 2: testing the best children selected in Stage 1 under the supervision of athletics coaches to select 300 talents (43 per region)
- Stage 3: delivering a one-week training camp for the regions including in the city of Minsk for the selected talents to prepare them for the final stage.
- Stage 4: staging a final athletics competition involving all the 300 talents each representing their region.

A total of USD 75,000 from the AOD grant was invested over a period of three years (USD 25,000 per annum) to contribute to the organisation of 21 training camps at Stage 3 of the project (seven per year). The AOD investment made up 30% of the total project budget with the Ministry of Education and the Ministry of Sports & Tourism contributing an additional USD 175,000.

IMPACT:

- Each year, approximately 200,000 school children were involved in the project and experienced athletics – a total of more than 225,000 children participated in 2019
- In 2019, the overall winner of the 300 talents for the Queen competition came from a region in Belarus where there has traditionally been no athletics culture and who had never previously participated in the athletics. This shows the initiative taken by the Belarus Athletic Federation is encouraging the practice of athletics in other regions of the country.

Federación Peruana de Atletismo (Peru)



AIM:

To develop and improve the performance levels of Peru athletes in the throwing disciplines

OBJECTIVES:

1. To have qualified athletes in throwing events at the Pan American Games 2019
2. To have a team of athletes competing in throwing events at continental competitions in all age categories by the end of 2019
3. To have athletes meet the qualification standards for throwing events at World Athletics Championships and the 2020 Olympic Games

KEY PERFORMANCE INDICATORS:

1. Progression of junior and senior athletes (performances, physical condition etc)
2. Installation of new throwing facilities
3. Number and qualification level of coaches
4. Number of athletes on throws talent programme

The four-year project was dedicated to developing the throwing disciplines in Peru. This was based on a previous lack of participation in the throwing events in the country and an identified shortfall of coaches and throwing equipment and facilities.

As a result, with the support of the AOD investment, throwing event training and competition facilities have been renovated and new equipment including three cages along with hammers, javelins, discuses and shot puts were bought. The new facilities and equipment have provided the opportunity for higher level training and competitions to be delivered in the country, as well as provide the chance for younger athletes to experience and try the throwing events.

In addition to the facilities and equipment, the AOD investment was also used to achieve the following:

- The organisation of seven training camps and technical workshops in each of the different throwing disciplines. These training camps were delivered across the country in the different regions including in the more remote areas and also served to identify young throwing talent in the U18 and U20 categories.
- The training of 10 CECS Level II Coaches and six CECS Level III Coaches to enable increased delivery of specialist throws related coaching.
- More than 70 athletes have been part of the talent programme. One female hammer thrower was a finalist at the Pan American U20 Championships in 2019 and at the Pan American Games 2019.

er World Cross Country
Aarhus 201

56
SEIKO





World Championships™

UGANDA

1111
Cheptegai

CHEPTEGEI

AARHUS 2019



©World Athletics 2020

6-8, Quai Antoine 1er, BP 359
MC 98007 Monaco Cedex